



# HEMIS

CEILING LUMINAIRES



# HEMIS

## Ceiling luminaires

### “SLIM & SPACE-AGE”

Public space – endless expanses: in large events halls, office buildings, educational institutions or reception areas, versatile luminaires are required. They need to provide lighting that complements the dynamics of the space while offering scope for a creative and original lighting design, and their shape needs to be both elegant and discreet.

This demanding list of requirements is met by the HEMIS ceiling luminaire, firstly with special lens technology. Purpose-made optics create a diffuse, glare-free light distribution. Two colour temperatures, a colour rendition of CRI > 80 and the MultiLumen function ensure the very best light quality. These configuration options place lighting planners in the happy position of being able to create visual attention grabbers to underline an area's distinctive character.

A trick of the eye: the edge of the casing projects beyond the light source to give HEMIS a futuristic “floating” appearance. This optical illusion is created by the luminaire's streamlined “Slim & Space-Age” design and brings a spontaneous smile to the faces of many of those who see it. Its appeal lies in its ultra-compact, super-slim shape. With a sensationally flat total height, HEMIS adds a unobtrusive progressive touch to any room concept and does its job there with the utmost reliability.

## Architecture

- ⊕ Glare-free LED ceiling luminaire with optical lens system.
- ⊕ Compact slim design, total height less than 33 mm.
- ⊕ Up to 70% energy savings compared to conventional configurations.

## Lighting design

- ⊕ Thanks to UGR < 22 ideal for corridors, stairways, shops, schools, meeting rooms, rest areas.
- ⊕ **MultiLumen:** 2 steps adjustable luminous flux.
- ⊕ Efficiency up to 145 lm/W.
- ⊕ LED rated life 40000 h (L80/B10).

## Installation

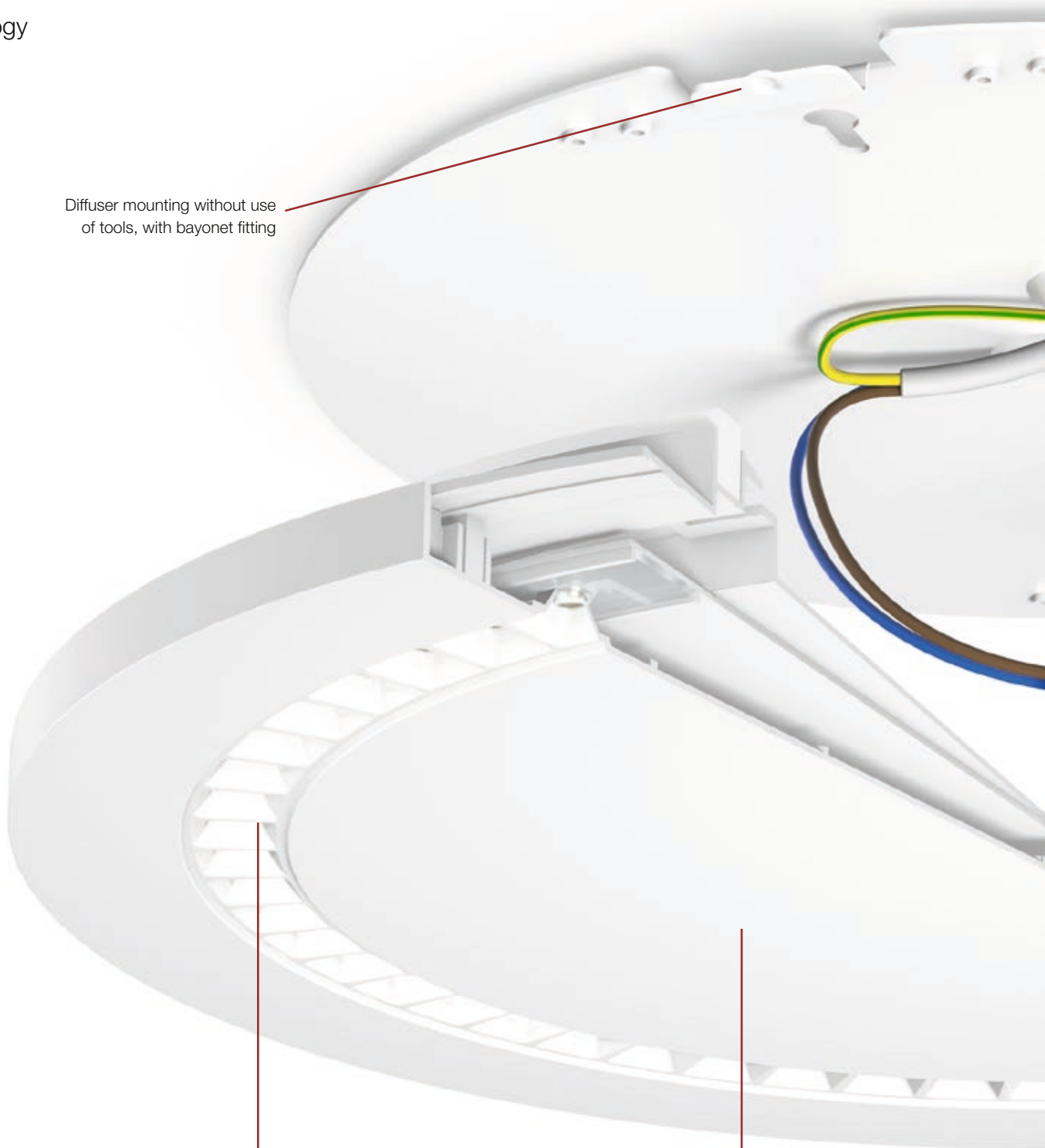
- ⊕ Easy installation with Plug & Play plug connection.
- ⊕ Big terminal block; ideal for through-wiring.
- ⊕ Sealing strip on the back of the luminaire connects seamlessly with the ceiling.



# HEMIS

Technology


Diffuser mounting without use of tools, with bayonet fitting



**Glare-free** and homogeneous light distribution thanks to the optical system



Plastic housing (PC)



Base: metal, powder-coated

Large cable entry space,  
suitable for through-wiring

Sealing tape on the back side of the  
luminaire, which joins seamlessly to the  
mounting surface

Compact slim design, total  
height less than 33 mm




**MultiLumen:**  
2 steps adjustable luminous flux




Simple startup with Plug & Play  
plug connection

# HEMIS

Everything at a glance



3 sizes,  
2 shapes





## PHOTOMETRICS

- ⊕ Efficiency up to 145 lm/W
- ⊕ Luminaire flux up to 3400 lm
- ⊕ Colour rendering index Ra > 80
- ⊕ Colour temperature 3000 K and 4000 K
- ⊕ LED rated life 40000 h (L80, B10)

# HEMIS

## Product overview



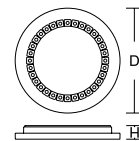
### Ceiling luminaires | HEMIS round

Type of protection: **IP 40**  
 Protection class: I  
 Impact protection: IK06

Base: metal, powder-coated, with bayonet fixing. Housing: plastic (polycarbonate).  
 Diffuser with optic lenses. Housing and diffuser are screwed together.

Available colour: 2 = white

**MultiLumen:** 2 steps adjustable luminous flux. Factory setting is the highest luminous flux.



### Comparison LED vs. conventional lamps

#### LED 10 / 12 W ≈

2 x 13 W TC-D (38 W Psys)

#### LED 15 / 16 W ≈

2 x 18 W TC-D (52 W Psys)

#### LED 22 W ≈

3 x 18 W TC-D (78 W Psys)

2 x 26 W TC-D (68 W Psys)

#### LED 25 W ≈

3 x 26 W TC-D (102 W Psys)



### Ceiling luminaires

#### Diameter D 250 mm

312184.002 D 250, H 33 830 1300 lm 12 W 108 19,0 on/off

312184.002.1 D 250, H 33 840 1500 lm 12 W 125 19,3 on/off

#### Diameter D 300 mm

312185.002 D 300, H 33 830 1600 lm 15 W 107 20,2 on/off

312185.002.1 D 300, H 33 840 1800 lm 15 W 120 20,6 on/off

312185.002.2\* D 300, H 33 830 1200/1850 10/16 120 17,6...19,1 on/off

312185.002.3\* D 300, H 33 840 1250/1950 10/16 125 17,9...19,4 on/off

#### Diameter D 400 mm

312186.002 D 400, H 33 830 2600 lm 25 W 104 19,4 on/off

312186.002.1 D 400, H 33 840 3000 lm 25 W 120 20,0 on/off

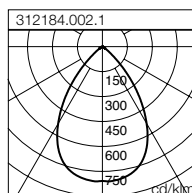
312186.002.2\* D 400, H 33 830 2750/3200 22/25 128 19,7...20,2 on/off

312186.002.3\* D 400, H 33 840 2850/3350 22/25 134 19,8...20,4 on/off

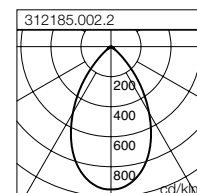
\* MultiLumen

Price Category 11

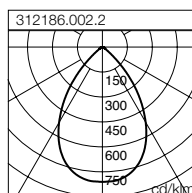
|                              |        |        |
|------------------------------|--------|--------|
| 312184.002.1                 |        |        |
| Floor 12 x 2,5 x 3 m (0,2 m) |        |        |
| 100 lx                       | 150 lx | 200 lx |
| 3                            | 5      | 6      |
| Room 6 x 4 x 3 m (0,75 m)    |        |        |
| 200 lx                       | 300 lx | 500 lx |
| 5                            | 7      | 11     |



|                              |        |        |
|------------------------------|--------|--------|
| 312185.002.2                 |        |        |
| Floor 12 x 2,5 x 3 m (0,2 m) |        |        |
| 100 lx                       | 150 lx | 200 lx |
| 3                            | 4      | 6      |
| Room 6 x 4 x 3 m (0,75 m)    |        |        |
| 200 lx                       | 300 lx | 500 lx |
| 4                            | 6      | 10     |



|                              |        |        |
|------------------------------|--------|--------|
| 312186.002.2                 |        |        |
| Floor 12 x 2,5 x 3 m (0,2 m) |        |        |
| 100 lx                       | 150 lx | 200 lx |
| 2                            | 3      | 3      |
| Room 6 x 4 x 3 m (0,75 m)    |        |        |
| 200 lx                       | 300 lx | 500 lx |
| 3                            | 4      | 6      |





### Ceiling luminaires | HEMIS square

Type of protection: **IP 40**

Protection class: I

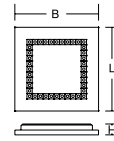
Impact protection: IK06

Base: metal, powder-coated, with bayonet fixing. Housing: plastic (polycarbonate).

Diffuser with optic lenses. Housing and diffuser are screwed together.

Available colour: 2 = white

**MultiLumen:** 2 steps adjustable luminous flux. Factory setting is the highest luminous flux.



#### Ceiling luminaires

| Reference number                     | Dimensions [mm]    | Light colour | Luminous flux [lm] | System power [W] | System efficiency* [lm/W] | UGR         | Lighting control |
|--------------------------------------|--------------------|--------------|--------------------|------------------|---------------------------|-------------|------------------|
| <b>Length L 250 x Width B 250 mm</b> |                    |              |                    |                  |                           |             |                  |
| 312187.002                           | L 250, B 250, H 33 | 830          | 1400 lm            | 12 W             | 117                       | 19,2        | on/off           |
| 312187.002.1                         | L 250, B 250, H 33 | 840          | 1600 lm            | 12 W             | 133                       | 19,9        | on/off           |
| <b>Length L 300 x Width B 300 mm</b> |                    |              |                    |                  |                           |             |                  |
| 312188.002                           | L 300, B 300, H 33 | 830          | 1700 lm            | 15 W             | 113                       | 19,9        | on/off           |
| 312188.002.1                         | L 300, B 300, H 33 | 840          | 1900 lm            | 15 W             | 127                       | 20,0        | on/off           |
| 312188.002.2*                        | L 300, B 300, H 33 | 830          | 1400/2200          | 10/16            | 140                       | 18,3...19,9 | on/off           |
| 312188.002.3*                        | L 300, B 300, H 33 | 840          | 1450/2300          | 10/16            | 145                       | 18,4...20   | on/off           |
| <b>Length L 400 x Width B 400 mm</b> |                    |              |                    |                  |                           |             |                  |
| 312189.002.2*                        | L 400, B 400, H 33 | 830          | 2800/3250          | 22/25            | 130                       | 19,2...19,7 | on/off           |
| 312189.002.3*                        | L 400, B 400, H 33 | 840          | 2900/3400          | 22/25            | 136                       | 19,3...19,8 | on/off           |

\* MultiLumen

Price Category 11

#### Comparison LED vs. conventional lamps

##### LED 10 / 12 W ≈

2 x 13 W TC-D (38 W Psys)

##### LED 15 / 16 W ≈

2 x 18 W TC-D (52 W Psys)

##### LED 22 W ≈

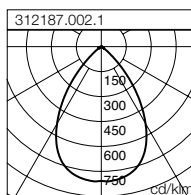
3 x 18 W TC-D (78 W Psys)

2 x 26 W TC-D (68 W Psys)

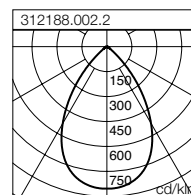
##### LED 25 W ≈

3 x 26 W TC-D (102 W Psys)

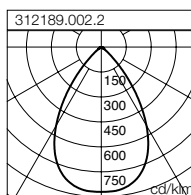
|                              |        |        |
|------------------------------|--------|--------|
| 312187.002.1                 |        |        |
| Floor 12 x 2,5 x 3 m (0,2 m) |        |        |
| 100 lx                       | 150 lx | 200 lx |
| 3                            | 5      | 6      |
| Room 6 x 4 x 3 m (0,75 m)    |        |        |
| 200 lx                       | 300 lx | 500 lx |
| 5                            | 7      | 11     |



|                              |        |        |
|------------------------------|--------|--------|
| 312188.002.2                 |        |        |
| Floor 12 x 2,5 x 3 m (0,2 m) |        |        |
| 100 lx                       | 150 lx | 200 lx |
| 3                            | 4      | 5      |
| Room 6 x 4 x 3 m (0,75 m)    |        |        |
| 200 lx                       | 300 lx | 500 lx |
| 4                            | 5      | 8      |



|                              |        |        |
|------------------------------|--------|--------|
| 312189.002.2                 |        |        |
| Floor 12 x 2,5 x 3 m (0,2 m) |        |        |
| 100 lx                       | 150 lx | 200 lx |
| 2                            | 2      | 3      |
| Room 6 x 4 x 3 m (0,75 m)    |        |        |
| 200 lx                       | 300 lx | 500 lx |
| 2                            | 3      | 5      |





## FURTHER LUMINAIRES, MATCHING THIS SERIES:



⊕ Sonis EVO



⊕ Less is more® 50



⊕ Flat Slim



⊕ Flatliner Slim

## HIGHEST PRODUCT AND CONSULTING QUALITY

### ⊕ RELIABILITY

We are your reliable partner. From the first idea to the implementation and far beyond, we accompany your project. Personal, passionate and individual. Thanks to our excellent expertise, top product quality and services such as lighting design, economic efficiency analysis and commissioning, we meet the high demands of all parties involved in the planning process.

- ✓ availability of BIM files
- ✓ easy and quick installation
- ✓ quality and long warranty

### ⊕ WARRANTY

The creation of high quality lighting solutions is our passion. Our products are developed and manufactured with the utmost care.

In addition to SMART TECHNOLOGY and EXCELLENT DESIGN, we are dedicated to manufacture luminaires of highest quality throughout the entire value chain through to After Sales Service.

Because of this, we confidently grant you a 5 years warranty on LED luminaires and 2 years warranty on emergency luminaires with effect of the date of invoice without prior registration of your project.

Warranty terms to be found under

[rzb.de/en/service/led-luminaire-warranty](https://www.rzb.de/en/service/led-luminaire-warranty)

**RZB - FOR A TANGIBLE ADDED VALUE.**



**RZB**  
**Rudolf Zimmermann,**  
**Bamberg GmbH**

Rheinstr. 16  
96052 Bamberg  
Germany

Phone +49 951 79 09-374

[www.rzb-lighting.com](http://www.rzb-lighting.com)  
[export@rzb.eu](mailto:export@rzb.eu)

