




UPDATE:  
Emergency lighting

# TOLEDO FLAT+


Surface mounted and recessed downlights

# TOLEDO FLAT+


Overview



## Recessed downlights



**TOLEDO FLAT+ round**  
page 12



**TOLEDO FLAT+ square**  
page 14

## Surface mounted downlights




**TOLEDO FLAT+ round**  
page 18




**TOLEDO FLAT+ square**  
page 19



Combined luminaires for escape route illumination




**TOLEDO FLAT+ round**  
page 20



**TOLEDO FLAT+ square**  
page 22



**TOLEDO FLAT+ round**  
page 24



**TOLEDO FLAT+ square**  
page 26



**ENGEL & VÖLKERS**  
**COMMERCIAL**

# TOLEDO FLAT+

Surface mounted and recessed downlights

## Variety meets multifunctions

TOLEDO FLAT+ is a real all-rounder - not only figuratively but literally: the versatile downlight scores with its flexible MultiColour and 4-steps adjustable MultiLumen function. Available in recessed and surface-mounted versions, the luminaire opens up a remarkable number of application areas with its seven sizes in round and square design, two diffusers and two housing colours.

The entirety of the technical refinements, the outstanding efficiency, the wealth of variants and, last but not least, the minimalist design make TOLEDO FLAT+ a favourite in the downlight segment - and thus a true all-rounder for the commercial and private sectors that is unparalleled in terms of ease of use and economy.

## Architecture

- ⊕ **Versatile:** Flexible recessed and surface-mounted multifunction downlights, round and square versions.
- ⊕ **Design-oriented:** Minimalist design. Flat design.
- ⊕ **Variable:** 2 designs, 7 sizes, 2 types of installation, 2 diffusers, 2 colours.
- ⊕ **Tunable White:** Ideal for use as part of the Human Centric Lighting concept in connection with RZB light management systems.
- ⊕ **Applicable:** Corridors, side rooms, hotels, restaurants, conference rooms, private rooms.
- ⊕ **Combinable:** Also available as an emergency luminaire in accordance with EN IEC 60598-2-22.

## Lighting design

- ⊕ **Anti-glare:** Versions suitable for office areas and computer workstations.
- ⊕ **Homogenous:** Diffuser made of non-yellowing plastic (PMMA) opal or microprismatic.
- ⊕ **MultiLumen:** 4-step adjustable luminous flux.
- ⊕ **MultiColour:** Colour temperature individually adjustable either 3000 K or 4000 K.
- ⊕ **Optimum:** Extended LED rated life up to 100,000 h (L80).
- ⊕ **Efficient:** Versions with motion detector.

## Installation

- ⊕ **Easy installation:** Quick and easy to install.
- ⊕ **Straightforward:** Easy installation with Plug & Play plug connection.
- ⊕ **Advantageous:** DALI variants suitable for through wiring as standard.
- ⊕ **Connected:** Versions with Casambi smart+free Bluetooth® control system for wireless network.
- ⊕ **Adaptable:** Renovation frames for various ceiling cut-outs as accessories



# TOLEDO FLAT+

Everything at a glance



**MultiColour:**  
Colour temperature  
individually adjustable  
either 3000 K or 4000 K.

Minimalist design.  
Shallow recessed depth.

Suitable for ceiling  
thicknesses of 1-20 mm.

LED backlight technology for  
homogeneous illumination of the  
entire light-emitting surface.

**IP54**

High type  
of protection  
(room side).

Colour tolerance within  
3-steps MacAdam  
(3 SDCM).



Master-Slave

HF motion detector EASY for direct  
setting of the sensor via buttons,  
also with master-slave wiring option.



Versions with Casambi smart+free  
Bluetooth® control for wireless  
network and operation using  
Android / iOS devices, free app  
available for download.



Very easy plug-in installation  
(Quick connector).



DALI versions suitable for  
through wiring as standard.



**MultiLumen:**  
4-step adjustable  
luminous flux.



Tunable white versions, dynamically  
adjustable from 2700 K to 6500 K.  
Ideal for use as part of the  
Human Centric Lighting concept in connection  
with RZB light management systems.

**Diffuser** made of  
**non-yellowing plastic PMMA**  
opal or microprismatic.




Perfect for office areas ( $UGR \leq 19$ ) and  
environments with computer screens in  
accordance with DIN EN 12464-1.




Also available as an emergency luminaire  
in accordance with EN IEC 60598-2-22.

Flexible recessed/surface-mounted  
downlights, round and square versions.  
Available in the colours white and  
anthracite.



# TOLEDO FLAT+

My strengths in detail




## + Warm white or cold white light

With the MultiColour function, a switching element can be used to select between two light colours. If requirements change, the light can be adjusted quickly and easily.



## + Adjust me

The MultiLumen function also stands for adaptability and economy. It enables simple switching between four luminous flux packages via DIP switch. In this way, the luminaire can be adjusted for changing lighting requirements without much effort.



## + Too much glare? Not with me

The common use of smartphones, tablets or laptops requires glare-free light, not only in the office. A pleasant lighting atmosphere with reduced direct glare is therefore desirable in every environment in the future. The microprismatic diffuser ensures glare-free light distribution in the room and is therefore ideal for a wide range of screen-based work.





















## PHOTOMETRICS

- ⊕ Efficiency up to 147 lm/W
- ⊕ Luminaire flux up to 4450 lm
- ⊕ UGR  $\leq$  19
- ⊕ Colour rendering index Ra > 80
- ⊕ Colour temperature 3000 K and 4000 K
- ⊕ LED rated life 100,000 h (L80)
- ⊕ Colour tolerance within 3-steps MacAdam (3 SDCM).




# TOLEDO FLAT+

## Overview

	TOLEDO FLAT+ round	TOLEDO FLAT+ square	TOLEDO FLAT+ round	TOLEDO FLAT+ square
				
Diffuser	PMMA opal microprismatic	PMMA opal microprismatic	PMMA opal microprismatic	PMMA opal microprismatic
Base	Housing: sheet steel, luminaire frame: aluminium powder-coated	Housing: sheet steel, luminaire frame: aluminium powder-coated	die-cast aluminium	die-cast aluminium
Available colours	white anthracite	white anthracite	white anthracite	white anthracite
Type of protection	IP 20 IP 54 on room side	IP 20 IP 54 on room side	IP 40	IP 40
Size [mm]	165 270 390 470	150 230 310	165 270 390 470	150 230 310
MultiLumen/MultiColour  	✓ ✓ ✓ ✓	✓ ✓ ✓	✓ ✓ ✓ ✓	✓ ✓ ✓
Suitable for computer workstations  R <sub>g,c</sub> ≤ 19			✓ ✓	
Colour tolerance: MacAdam SDCM	3	3	3	3
Coming Soon   	✓ ✓		✓ ✓	
Tunable White 	✓ ✓ ✓ ✓	✓ ✓ ✓	✓ ✓ ✓ ✓	✓ ✓ ✓
Casambi smart+free* 	✓ ✓ ✓ ✓	✓ ✓ ✓	✓ ✓ ✓ ✓	✓ ✓ ✓
Movement sensor 	✓ ✓ ✓ ✓	✓ ✓ ✓		
Master-Slave system 	✓ ✓ ✓ ✓	✓ ✓ ✓		
Fabric shade with chintz coming soon  	✓ ✓ ✓ ✓	✓ ✓ ✓	✓ ✓ ✓	
Emergency luminaire 	✓ ✓ ✓	✓ ✓	✓ ✓ ✓	✓ ✓
Pendant luminaires coming soon 			✓ ✓ ✓	

# TOLEDO FLAT+

## Product overview | Recessed downlights



### Recessed downlights | TOLEDO FLAT+ round

Type of protection: IP 20, IP 54 on room side

Protection class: II

Ceiling thickness S: 1-20 mm

Impact protection: IK03

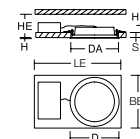
Housing: sheet steel, powder-coated. Luminaire frame: aluminium, powder-coated. Diffuser made of non-yellowing plastic (PMMA) opal or microprismatic. LED backlight technology for homogeneous illumination of the entire light-emitting surface. Ceiling installation with spring system. Including separate LED converter with connecting cable 250 mm. DALI variants suitable for through wiring as standard.

Available colours (X): 2 = white, 31 = anthracite

**MultiColour:** Colour temperature adjustable via switching element. Factory setting is 4000 K.

**MultiLumen:** Luminous flux variable in 4 steps. Factory setting is step 2.

Versions with Casambi smart+free Bluetooth® control for wireless network and operation using Android / iOS devices, free app available for download.



### Comparison LED vs. conventional lamps

#### LED 4,5 W ≈

1 x 13 W TC-D (19 W Psys)

#### LED 9,5 / 10 W ≈

1 x 26 W TC-D (34 W Psys)

#### LED 12 W ≈

2 x 18 W TC-D (52 W Psys)

#### LED 17 / 18 W ≈


2 x 26 W TC-D (68 W Psys)

#### LED 22 / 26 W ≈

3 x 26 W TC-D (102 W Psys)

#### LED 33 W ≈

4 x 26 W TC-D (136 W Psys)



Reference number	Dimensions [mm]	Light colour	Luminous flux [lm]	System power [W]	System efficiency* [lm/W]	UGR [°]	UGR	Lighting control	Price Category
<b>Recessed downlights</b>									
<b>Diffuser: plastic, opal</b>									
<b>Installation dimensions DA 152 mm, HE 60 mm</b>									
901807.00X	D 165, H 2	830, 840	570...1150	4,5...9,5	127	112	26,2...28,7	on/off	21
901807.00X.76	D 165, H 2	830, 840	570...1150	4,5...9,5	127	112	26,2...28,7	DALI	21
<b>Installation dimensions DA 152 mm, HE 90 mm</b>									
<b>Tunable White - 2700 K to 6500 K</b>									
901807.00X.2.76	D 165, H 2	827-865	860	10	89	113	27,9...28	DALI	21
901807.00X.2.730	D 165, H 2	827-865	860	10	89	113	27,9...28	smart+free	21
<b>Installation dimensions DA 257 mm, HE 60 mm</b>									
<b>Tunable White - 2700 K to 6500 K</b>									
901808.00X	D 270, H 2	830, 840	1650...3150	12...22	147	112	25,6...27,8	on/off	21
901808.00X.76	D 270, H 2	830, 840	1650...3150	12...22	147	112	25,6...27,8	DALI	21
<b>Tunable White - 2700 K to 6500 K</b>									
901808.00X.2.76	D 270, H 2	827-865	2200	18	128	113	26,7...26,8	DALI	21
901808.00X.2.730	D 270, H 2	827-865	2200	18	128	113	26,7...26,8	smart+free	21
<b>Installation dimensions DA 377 mm, HE 60 mm</b>									
<b>Tunable White - 2700 K to 6500 K</b>									
901810.00X	D 390, H 2	830, 840	1550...2950	12...22	137	113	22,4...24,7	on/off	21
901810.00X.76	D 390, H 2	830, 840	1550...2950	12...22	137	113	22,4...24,7	DALI	21
<b>Tunable White - 2700 K to 6500 K</b>									
901810.00X.2.76	D 390, H 2	827-865	1950	17	121	113	23,3...23,5	DALI	21
901810.00X.2.730	D 390, H 2	827-865	1950	17	121	113	23,3...23,5	smart+free	21
<b>Installation dimensions DA 457 mm, HE 70 mm</b>									
<b>Tunable White - 2700 K to 6500 K</b>									
901812.00X	D 470, H 2	830, 840	3050...4450	22...33	139	113	23,3...24,6	on/off	21
901812.00X.76	D 470, H 2	830, 840	3050...4450	22...33	139	113	23,3...24,6	DALI	21
<b>Tunable White - 2700 K to 6500 K</b>									
901812.00X.2.76	D 470, H 2	827-865	3150	26	127	113	23,5...23,7	DALI	21
901812.00X.2.730	D 470, H 2	827-865	3150	26	127	113	23,5...23,7	smart+free	21
<b>Diffuser plastic microprismatic</b>									
<b>Installation dimensions DA 257 mm, HE 60 mm</b>									
901809.00X	D 270, H 2	830, 840	1450...2800	12...22	130	89	21,7...24	on/off	21
901809.00X.76	D 270, H 2	830, 840	1450...2800	12...22	130	89	21,7...24	DALI	21
<b>Tunable White - 2700 K to 6500 K</b>									
901809.00X.2.76	D 270, H 2	827-865	2000	18	117	90	22,8...23	DALI	21
901809.00X.2.730	D 270, H 2	827-865	2000	18	117	90	22,8...23	smart+free	21
<b>Installation dimensions DA 377 mm, HE 60 mm</b>									
<b>Tunable White - 2700 K to 6500 K</b>									
901811.00X	D 390, H 2	830, 840	1350...2550	12...22	120	78	17,7...19,9	on/off	21
901811.00X.76	D 390, H 2	830, 840	1350...2550	12...22	120	78	17,7...19,9	DALI	21
<b>Tunable White - 2700 K to 6500 K</b>									
901811.00X.2.76	D 390, H 2	827-865	1750	17	106	78	18,6...18,7	DALI	21
901811.00X.2.730	D 390, H 2	827-865	1750	17	106	78	18,6...18,7	smart+free	21
<b>Installation dimensions DA 457 mm, HE 70 mm</b>									
<b>Tunable White - 2700 K to 6500 K</b>									
901813.00X	D 470, H 2	830, 840	2600...3800	22...33	118	78	18,5...19,8	on/off	21
901813.00X.76	D 470, H 2	830, 840	2600...3800	22...33	118	78	18,5...19,8	DALI	21
<b>Tunable White - 2700 K to 6500 K</b>									
901813.00X.2.76	D 470, H 2	827-865	2750	26	112	78	18,6...18,8	DALI	21
901813.00X.2.730	D 470, H 2	827-865	2750	26	112	78	18,6...18,8	smart+free	21

**MultiLumen/MultiColour:** Specification of the lowest and highest possible lumen output. You will find more detailed information on [www.rzb-lighting.com](http://www.rzb-lighting.com).

### Recessed downlights | TOLEDO FLAT+ round - movement sensor EASY

Type of protection: IP 20, IP 54 on room side  
 Protection class: II  
 Ceiling thickness S: 1-20 mm  
 Impact protection: IK03

Housing: sheet steel, powder-coated. Luminaire frame: aluminium, powder-coated. Diffuser made of non-yellowing plastic (PMMA) opal or microprismatic. LED backlight technology for homogeneous illumination of the entire light-emitting surface. Ceiling installation with spring system. Including separate LED converter with connecting cable 250 mm. DALI variants suitable for through wiring as standard.


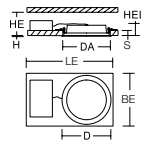
Available colours (X): 2 = white, 31 = anthracite

**MultiColour:** Colour temperature adjustable via switching element. Factory setting is 4000 K.

**MultiLumen:** Luminous flux variable in 4 steps. Factory setting is step 2.

#### Function parameters: HF motion detector EASY

- HF detector 5.8 GHz
- Holding time: 5 sec. - 15 min., adjustable in 4 steps
- Detection angle 30°-150°
- Range: up to 10 m; adjustable in 4 steps
- Adjustable in control gear box



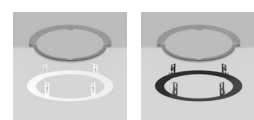

#### Comparison LED vs. conventional lamps

- LED 5,5 W ≈**  
1 x 13 W TC-D (19 W Psys)
- LED 11 W ≈**  
1 x 26 W TC-D (34 W Psys)
- LED 13 W ≈**  
2 x 18 W TC-D (52 W Psys)
- LED 23 W ≈**  
2 x 26 W TC-D (68 W Psys)
- LED 34 W ≈**  
3 x 26 W TC-D (102 W Psys)

Reference number	Dimensions [mm]	Light colour	Luminous flux [lm]	System power [W]	System efficiency* [lm/W]	UGR	Lighting Control	Price Category
<b>Recessed downlights with connected movement sensor (not suitable for metal ceilings)</b>								
<b>Diffuser: plastic, opal</b>								
<b>Installation dimensions DA 152 mm, HE 130 mm</b>								
901807.00X.19	D 165, H 2	830, 840	570...1150	5,5...11	111	112	26,2...28,7	on/off 21
<b>Installation dimensions DA 257 mm, HE 75 mm</b>								
901808.00X.19	D 270, H 2	830, 840	1450...2950	13...23	128	112	25,1...27,6	on/off 21
<b>Installation dimensions DA 377 mm, HE 70 mm</b>								
901810.00X.19	D 390, H 2	830, 840	1550...2950	13...23	128	113	22,4...24,7	on/off 21
<b>Installation dimensions DA 457 mm, HE 70 mm</b>								
901812.00X.19	D 470, H 2	830, 840	3050...4450	23...34	133	113	23,3...24,6	on/off 21
<b>Diffuser plastic microprismatic</b>								
<b>Installation dimensions DA 257 mm, HE 75 mm</b>								
901809.00X.19	D 270, H 2	830, 840	1450...2800	13...23	123	89	21,7...24	on/off 21
<b>Installation dimensions DA 377 mm, HE 70 mm</b>								
901811.00X.19	D 390, H 2	830, 840	1350...2550	13...23	113	78	17,7...19,9	on/off 21
<b>Installation dimensions DA 457 mm, HE 70 mm</b>								
901813.00X.19	D 470, H 2	830, 840	2600...3800	23...34	113	78	18,5...19,8	on/off 21


**MultiLumen/MultiColour:** Specification of the lowest and highest possible lumen output. You will find more detailed information on [www.rzb-lighting.com](http://www.rzb-lighting.com).

Accessories see page 16



# TOLEDO FLAT+

## Product overview | Recessed downlights



### Comparison LED vs. conventional lamps


**LED 4,5 W ≈**  
1 x 13 W TC-D (19 W Psys)

**LED 8 / 9,5 / 10 W ≈**  
1 x 26 W TC-D (34 W Psys)

**LED 12 / 15 W ≈**  
2 x 18 W TC-D (52 W Psys)

**LED 19 W ≈**  
2 x 26 W TC-D (68 W Psys)

**LED 23 W ≈**  
3 x 26 W TC-D (102 W Psys)



### Recessed downlights | TOLEDO FLAT+ square

Type of protection: IP 20, IP 54 on room side

Protection class: II

Ceiling thickness S: 1-20 mm

Impact protection: IK03

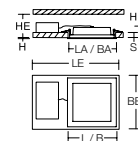
Housing: sheet steel, powder-coated. Luminaire frame: aluminium, powder-coated. Diffuser made of non-yellowing plastic (PMMA) opal or microprismatic. LED backlight technology for homogeneous illumination of the entire light-emitting surface. Ceiling installation with spring system. Including separate LED converter with connecting cable 250 mm. DALI variants suitable for through wiring as standard.

Available colours (X): 2 = white, 31 = anthracite

**MultiColour:** Colour temperature adjustable via switching element. Factory setting is 4000 K.

**MultiLumen:** Luminous flux variable in 4 steps. Factory setting is step 2.

Versions with Casambi smart+free Bluetooth® control for wireless network and operation using Android / iOS devices, free app available for download.



Reference number	Dimensions [mm]	Light colour	Luminous flux [lm]	System power [W]	System efficiency# [lm/W]	[°]	UGR	Lighting control	Price Category
<b>Recessed downlights</b>									
<b>Diffuser: plastic, opal</b>									
<b>Installation dimensions LA 137 x BA 137 mm, HE 60 mm</b>									
901814.00X	L 150, B 150, H 2	830, 840	570...1150	4,5...9,5	127	111	26,3...28,8	on/off	21
901814.00X.76	L 150, B 150, H 2	830, 840	570...1150	4,5...9,5	127	111	26,3...28,8	DALI	21
<b>Installation dimensions LA 137 x BA 137 mm, HE 90 mm</b>									
<b>Tunable White - 2700 K to 6500 K</b>									
901814.00X.2.76	L 150, B 150, H 2	827-865	920	10	96	113	28,2...28,3	DALI	21
901814.00X.2.730	L 150, B 150, H 2	827-865	920	10	96	113	28,2...28,3	smart+free	21
<b>Installation dimensions LA 217 x BA 217 mm, HE 60 mm</b>									
901815.00X	L 230, B 230, H 2	830, 840	1050...2100	8...15	146	112	24,5...27	on/off	21
901815.00X.76	L 230, B 230, H 2	830, 840	1050...2100	8...15	146	112	24,5...27	DALI	21
<b>Tunable White - 2700 K to 6500 K</b>									
901815.00X.2.76	L 230, B 230, H 2	827-865	1750	15	120	113	26,4...26,5	DALI	21
901815.00X.2.730	L 230, B 230, H 2	827-865	1750	15	120	113	26,4...26,5	smart+free	21
<b>Installation dimensions LA 297 x BA 297 mm, HE 60 mm</b>									
901817.00X	L 310, B 310, H 2	830, 840	1650...3050	12...23	138	112	23,6...25,8	on/off	21
901817.00X.76	L 310, B 310, H 2	830, 840	1650...3050	12...23	138	112	23,6...25,8	DALI	21
<b>Tunable White - 2700 K to 6500 K</b>									
901817.00X.2.76	L 310, B 310, H 2	827-865	2250	19	124	113	24,8...24,9	DALI	21
901817.00X.2.730	L 310, B 310, H 2	827-865	2250	19	124	113	24,8...24,9	smart+free	21
<b>Diffuser plastic microprismatic</b>									
<b>Installation dimensions LA 217 x BA 217 mm, HE 60 mm</b>									
901816.00X	L 230, B 230, H 2	830, 840	1000...1850	8...15	127	91	20,9...23,1	on/off	21
901816.00X.76	L 230, B 230, H 2	830, 840	1000...1850	8...15	127	91	20,9...23,1	DALI	21
<b>Tunable White - 2700 K to 6500 K</b>									
901816.00X.2.76	L 230, B 230, H 2	827-865	1550	15	107	91/91	22,5...22,6	DALI	21
901816.00X.2.730	L 230, B 230, H 2	827-865	1550	15	107	91/91	22,5...22,6	smart+free	21
<b>Installation dimensions LA 297 x BA 297 mm, HE 60 mm</b>									
901818.00X	L 310, B 310, H 2	830, 840	1500...2800	12...23	125	91	19,8...22	on/off	21
901818.00X.76	L 310, B 310, H 2	830, 840	1500...2800	12...23	125	91	19,8...22	DALI	21
<b>Tunable White - 2700 K to 6500 K</b>									
901818.00X.2.76	L 310, B 310, H 2	827-865	2000	19	108	91/91	20,8...20,9	DALI	21
901818.00X.2.730	L 310, B 310, H 2	827-865	2000	19	108	91/91	20,8...20,9	smart+free	21

**MultiLumen/MultiColour:** Specification of the lowest and highest possible lumen output. You will find more detailed information on [www.rzb-lighting.com](http://www.rzb-lighting.com).

### Recessed downlights | TOLEDO FLAT+ square - movement sensor EASY

Type of protection: IP 20, IP 54 on room side

Protection class: II

Ceiling thickness S: 1-20 mm


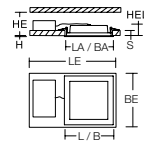
Impact protection: IK03

Housing: sheet steel, powder-coated. Luminaire frame: aluminium, powder-coated. Diffuser made of non-yellowing plastic (PMMA) opal or microprismatic. LED backlight technology for homogeneous illumination of the entire light-emitting surface. Ceiling installation with spring system. Including separate LED converter with connecting cable 250 mm. DALI variants suitable for through wiring as standard.

Available colours (X): 2 = white, 31 = anthracite

**MultiColour:** Colour temperature adjustable via switching element. Factory setting is 4000 K.

**MultiLumen:** Luminous flux variable in 4 steps. Factory setting is step 2.



### Function parameters: HF motion detector EASY

- HF detector 5.8 GHz.
- Holding time: 5 sec. - 15 min., adjustable in 4 steps.
- Detection angle 30°-150°.
- Range: up to 10 m; adjustable in 4 steps.
- Adjustable in control gear box.

Reference number	Dimensions [mm]	Light colour	Luminous flux [lm]	System power [W]	System efficiency* [lm/W]	UGR [°]	UGR	Lighting control	Price Category
<b>Recessed downlights with connected movement sensor (not suitable for metal ceilings)</b>									
<b>Diffuser: plastic, opal</b>									
<b>Installation dimensions LA 137 x BA 137 mm, HE 120 mm</b>									
901814.00X.19	L 150, B 150, H 2	830, 840	570...1150	5,5...11	111	111	26,3...28,8	on/off	21
<b>Installation dimensions LA 217 x BA 217 mm, HE 80 mm</b>									
901815.00X.19	L 230, B 230, H 2	830, 840	1050...2100	9...16	136	112	24,5...27	on/off	21
<b>Installation dimensions LA 297 x BA 297 mm, HE 70 mm</b>									
901817.00X.19	L 310, B 310, H 2	830, 840	1650...3050	13...24	127	112	23,6...25,8	on/off	21
<b>Diffuser plastic microprismatic</b>									
<b>Installation dimensions LA 217 x BA 217 mm, HE 80 mm</b>									
901816.00X.19	L 230, B 230, H 2	830, 840	1000...1850	9...16	118	91	20,9...23,1	on/off	21
<b>Installation dimensions LA 297 x BA 297 mm, HE 70 mm</b>									
901818.00X.19	L 310, B 310, H 2	830, 840	1500...2800	13...24	117	91	19,8...22	on/off	21

**MultiLumen/MultiColour:** Specification of the lowest and highest possible lumen output. You will find more detailed information on [www.rzb-lighting.com](http://www.rzb-lighting.com).

### Comparison LED vs. conventional lamps

#### LED 5,5 W ≈

1 x 13 W TC-D (19 W Psys)

#### LED 9 / 11 W ≈

1 x 26 W TC-D (34 W Psys)

#### LED 13 W ≈

2 x 18 W TC-D (52 W Psys)

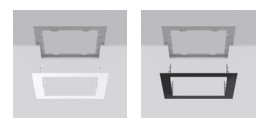

#### LED 16 W ≈

2 x 26 W TC-D (68 W Psys)

#### LED 24 W ≈


3 x 26 W TC-D (102 W Psys)

Accessories see page 16



# TOLEDO FLAT+

## Accessories | Recessed downlights



### Insert frames for modular grid ceilings

982924.00X	L 595, B 595, H 20	Insert frames for modular grid ceilings 600, for TOLEDO FLAT+ round D 470	21
982925.00X	L 620, B 620, H 20	Insert frames for modular grid ceilings 625, for TOLEDO FLAT+ round D 470	21



### Surface mounted housing TOLEDO FLAT+

Surface mounted housing: sheet steel, powder coated. Downlight can be locked without tools. Not suitable for version with HF motion detector.

#### Surface mounted housing

982917.00X *	D 165, H 68	Surface mounted housing TOLEDO FLAT+ round D 165	21
982918.00X	D 270, H 68	Surface mounted housing TOLEDO FLAT+ round D 270	21
982919.00X	D 390, H 68	Surface mounted housing TOLEDO FLAT+ round D 390	21
982920.00X	D 470, H 68	Surface mounted housing TOLEDO FLAT+ round D 470	21
982921.00X *	L 150, B 150, H 68	Surface mounted housing TOLEDO FLAT+ square 150 x 150	21
982922.00X	L 230, B 230, H 68	Surface mounted housing TOLEDO FLAT+ square 230 x 230	21
982923.00X	L 310, B 310, H 68	Surface mounted housing TOLEDO FLAT+ square 310 x 310	21

\* not suitable for Tunable White versions



### Through-wiring box

Plug-in extension for through-wiring. Pre-installed 150-mm-long connecting cable with open cable ends for easy connection to the converter.

#### Through-wiring box

982703.002	L 98, B 55, H 28	5 pole, cable cross-sections of up to 5 x 1.5 mm <sup>2</sup> or 3 x 2.5 mm <sup>2</sup> possible	21
------------	------------------	---	----

Only required for on/off



### HF motion detector for recessed luminaires

HF movement sensor in separate box. Connecting box incl. strain relief, with 5-pole connection terminal connected to HF motion sensor by 150 mm long 5-core connection cable. 2-pole cable between motion detector and luminaire 600 mm long with open wire ends.

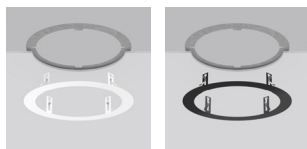
#### Movement sensor functional parameters:

- HF detector 5.8 GHz
- Holding time: 5 sec. - 15 min., adjustable in 4 steps
- Detection angle 30°-150°
- Range: up to 8 m, adjustable in up to 4 steps
- Adjustable in control gear box
- Brightness sensor without function

#### HF motion detector

983110.002	L 700, B 85, H 37		21
------------	-------------------	--	----

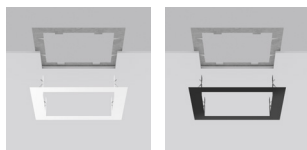
Not suitable for metal ceilings.



### Renovation frames TOLEDO FLAT+

Renovation frame made of bare/powder-coated sheet steel (2-piece) for tool-free mounting of recessed luminaires in ceiling cut-outs provided by the customer. Spring fastening. Ceiling thickness: 5-20 mm.

Reference number	Dimensions [mm]	Existing ceiling cut-out [mm]	Suitable for recessed luminaires with [mm]	Price Category
<b>Renovation frames for various ceiling cut-outs</b>				
983077.00X	D 255, H 1, HE 80	Ø 160 to 210	DA 145 to 155	21
983078.00X	D 360, H 1, HE 80	Ø 265 to 315	DA 250 to 260	21
983079.00X	D 480, H 1, HE 80	Ø 385 to 435	DA 370 to 380	21
983080.00X	D 560, H 1, HE 80	Ø 465 to 515	DA 450 to 460	21
983081.00X	L 240, B 240, H 1, HE 80	L x B 145 to 195	LA x BA 130 to 140	21
983082.00X	L 320, B 320, H 1, HE 80	L x B 225 to 275	LA x BA 210 to 220	21
983083.00X	L 400, B 400, H 1, HE 80	L x B 305 to 355	LA x BA 290 to 300	21



### If it doesn't fit, adapt it.

RZB offers recessed downlights and spotlights in lots of different sizes for a wide range of applications. However, if existing luminaires need to be replaced, it may be that the ceiling cut-outs for the old luminaires are too big for the new ones. If this is the case, you can use refurbishment frames, special adaptor rings or frames which cover the old cut-out and enable the installation of smaller luminaires - without additional work to the ceiling itself. These adaptors are particularly topical at the moment with regard to the EU ban on fluorescent luminaires!



### + Old luminaires out, new ones too small?

Due to their technology, modern downlights and spotlights are often more compact than comparable predecessors from the fluorescent luminaire age. RZB refurbishment frames cater for up to 5 cm difference. Choose the right frame to suit the existing ceiling cut-out and the installation dimensions of the new luminaire.

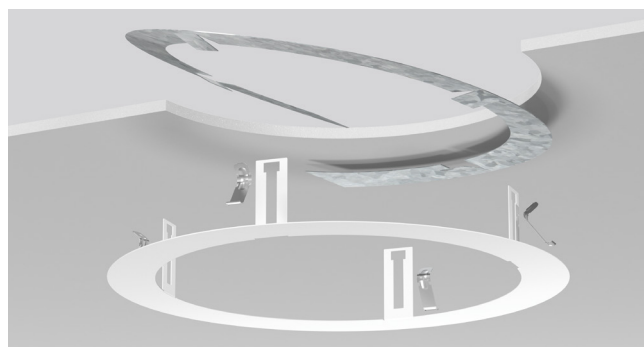


### + For round or rectangular, big or small...

Round and rectangular refurbishment frames are available in various sizes and are suitable for lots of RZB recessed luminaires but also for other makes.


### Advantages

- + **Flexible:** can be used in ceiling cut-outs, which are up to 5 cm too large
- + **Tool-free:** Installation with spring fastening system
- + **Robust:** Frame is fixed in existing ceiling cut-out
- + **Suitable:** Separate installation of frame and recessed luminaire
- + **Extensive:** For round or rectangular holes or when there are recessed luminaires
- + **Clean:** Appealing look
- + **Compatible:** Facilitates easy replacement of recessed luminaires which may no longer be used due to the ban on compact fluorescent lamps.



### + You turn me in!

Nobody likes fiddling around with tools when standing on a ladder. The upper half of the RZB refurbishment frame - regardless of whether it is round or square - can be inserted into the ceiling opening without using tools and connected to the lower half using a spring lock.



### + White, anthracite, coloured.

The refurbishment frames are white or anthracite powder-coated as standard. However, they can also be manufactured in lots of other RAL colours on request.

# TOLEDO FLAT+

## Product overview | Surface mounted downlights



### Surface mounted downlights | TOLEDO FLAT+ round

Type of protection: **IP 40**  
 Protection class: II  
 Impact protection: IK03

Housing: die-cast aluminium. Diffuser made of non-yellowing plastic (PMMA) opal or microprismatic. LED backlight technology for homogeneous illumination of the entire light-emitting surface.

Available colours (X): 2 = white, 31 = anthracite

**MultiColour:** Colour temperature adjustable via switching element. Factory setting is 4000 K.

**MultiLumen:** Luminous flux variable in 4 steps. Factory setting is step 2.

Versions with Casambi smart+free Bluetooth® control for wireless network and operation using Android / iOS devices, free app available for download.



### Comparison LED vs. conventional lamps

**LED 4,5 W ≈**  
 1 x 13 W TC-D (19 W Psys)

**LED 9,5 / 10 W ≈**  
 1 x 26 W TC-D (34 W Psys)

**LED 12 W ≈**  
 2 x 18 W TC-D (52 W Psys)

**LED 17 / 18 W ≈**  
 2 x 26 W TC-D (68 W Psys)

**LED 22 / 26 W ≈**  
 3 x 26 W TC-D (102 W Psys)

**LED 33 W ≈**  
 4 x 26 W TC-D (136 W Psys)

Reference number	Dimensions [mm]	Light colour	Luminous flux [lm]	System power [W]	System efficiency* [lm/W]	$\alpha$ [°]	UGR	Lighting control	Price Category
<b>Surface mounted downlights</b>									
<b>Diffuser: plastic, opal</b>									
<b>Diameter D 165 mm</b>									
901819.00X	D 165, H 70	830, 840	570...1150	4,5...9,5	127	112	26,2...28,7	on/off	21
901819.00X.76	D 165, H 70	830, 840	570...1150	4,5...9,5	127	112	26,2...28,7	DALI	21
<b>Diameter D 270 mm</b>									
901820.00X	D 270, H 70	830, 840	1650...3150	12...22	147	112	25,6...27,8	on/off	21
901820.00X.76	D 270, H 70	830, 840	1650...3150	12...22	147	112	25,6...27,8	DALI	21
<b>Tunable White - 2700 K to 6500 K</b>									
901820.00X.2.76	D 270, H 70	827-865	2200	18	128	113	26,7...26,8	DALI	21
901820.00X.2.730	D 270, H 70	827-865	2200	18	128	113	26,7...26,8	smart+free	21
<b>Diameter D 390 mm</b>									
901822.00X	D 390, H 70	830, 840	1550...2950	12...22	137	113	22,4...24,7	on/off	21
901822.00X.76	D 390, H 70	830, 840	1550...2950	12...22	137	113	22,4...24,7	DALI	21
<b>Tunable White - 2700 K to 6500 K</b>									
901822.00X.2.76	D 390, H 70	827-865	1950	17	121	113	23,3...23,5	DALI	21
901822.00X.2.730	D 390, H 70	827-865	1950	17	121	113	23,3...23,5	smart+free	21
<b>Diameter D 470 mm</b>									
901824.00X	D 470, H 70	830, 840	3050...4450	22...33	139	113	23,3...24,6	on/off	21
901824.00X.76	D 470, H 70	830, 840	3050...4450	22...33	139	113	23,3...24,6	DALI	21
<b>Tunable White - 2700 K to 6500 K</b>									
901824.00X.2.76	D 470, H 70	827-865	3150	26	127	113	23,5...23,7	DALI	21
901824.00X.2.730	D 470, H 70	827-865	3150	26	127	113	23,5...23,7	smart+free	21
<b>Diffuser plastic microprismatic</b>									
<b>Diameter D 270 mm</b>									
901821.00X	D 270, H 70	830, 840	1450...2800	12...22	130	89	21,7...24	on/off	21
901821.00X.76	D 270, H 70	830, 840	1450...2800	12...22	130	89	21,7...24	DALI	21
<b>Tunable White - 2700 K to 6500 K</b>									
901821.00X.2.76	D 270, H 70	827-865	2000	18	117	90	22,8...23	DALI	21
901821.00X.2.730	D 270, H 70	827-865	2000	18	117	90	22,8...23	smart+free	21
<b>Diameter D 390 mm</b>									
901823.00X	D 390, H 70	830, 840	1350...2550	12...22	120	78	17,7...19,9	on/off	21
901823.00X.76	D 390, H 70	830, 840	1350...2550	12...22	120	78	17,7...19,9	DALI	21
<b>Tunable White - 2700 K to 6500 K</b>									
901823.00X.2.76	D 390, H 70	827-865	1750	17	106	78	18,6...18,7	DALI	21
901823.00X.2.730	D 390, H 70	827-865	1750	17	106	78	18,6...18,7	smart+free	21
<b>Diameter D 470 mm</b>									
901825.00X	D 470, H 70	830, 840	2600...3800	22...33	118	78	18,5...19,8	on/off	21
901825.00X.76	D 470, H 70	830, 840	2600...3800	22...33	118	78	18,5...19,8	DALI	21
<b>Tunable White - 2700 K to 6500 K</b>									
901825.00X.2.76	D 470, H 70	827-865	2750	26	112	78	18,6...18,8	DALI	21
901825.00X.2.730	D 470, H 70	827-865	2750	26	112	78	18,6...18,8	smart+free	21



### Accessories | Through-wiring box

Plug-in extension for through-wiring. Pre-installed 150-mm-long connecting cable with open cable ends for easy connection to the converter.

#### Through-wiring box

982703.002	L 98, B 55, H 28	5 pole, cable cross-sections of up to 5 x 1.5 mm <sup>2</sup> or 3 x 2.5 mm <sup>2</sup> possible	21
------------	------------------	---	----

Only required for on/off

### Surface mounted downlights | TOLEDO FLAT+ square

Type of protection: **IP 40, IP 54**

Protection class: II

Impact protection: IK03


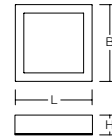
Housing: die-cast aluminium. Diffuser made of non-yellowing plastic (PMMA) opal or microprismatic. LED backlight technology for homogeneous illumination of the entire light-emitting surface.

Available colours (X): 2 = white, 31 = anthracite

**MultiColour:** Colour temperature adjustable via switching element. Factory setting is 4000 K.

**MultiLumen:** Luminous flux variable in 4 steps. Factory setting is step 2.

Versions with Casambi smart+free Bluetooth® control for wireless network and operation using Android / iOS devices, free app available for download.



Reference number	Dimensions [mm]	Light colour	Luminous flux [lm]	System power [W]	System efficiency* [lm/W]	$\alpha$ [°]	UGR	Lighting control	Price Category
<b>Surface mounted downlights</b>									
<b>Diffuser: plastic, opal</b>									
<b>Length L 150 mm x Width B 150 mm</b>									
901826.00X	L 150, B 150, H 70	830, 840	570...1150	4,5...9,5	127	111	26,3...28,8	on/off	21
901826.00X.76	L 150, B 150, H 70	830, 840	570...1150	4,5...9,5	127	111	26,3...28,8	DALI	21
<b>Length L 230 mm x Width B 230 mm</b>									
901827.00X	L 230, B 230, H 70	830, 840	1050...2100	8...15	146	112	24,5...27	on/off	21
901827.00X.76	L 230, B 230, H 70	830, 840	1050...2100	8...15	146	112	24,5...27	DALI	21
<b>Tunable White - 2700 K to 6500 K</b>									
901827.00X.2.76	L 230, B 230, H 70	827-865	1750	15	120	113	26,4...26,5	DALI	21
901827.00X.2.730	L 230, B 230, H 70	827-865	1750	15	120	113	26,4...26,5	smart+free	21
<b>Length L 310 mm x Width B 310 mm</b>									
901829.00X	L 310, B 310, H 70	830, 840	1650...3050	12...23	138	112	23,6...25,8	on/off	21
901829.00X.76	L 310, B 310, H 70	830, 840	1650...3050	12...23	138	112	23,6...25,8	DALI	21
<b>Tunable White - 2700 K to 6500 K</b>									
901829.00X.2.76	L 310, B 310, H 70	827-865	2250	19	124	113	24,8...24,9	DALI	21
901829.00X.2.730	L 310, B 310, H 70	827-865	2250	19	124	113	24,8...24,9	smart+free	21
<b>Diffuser plastic microprismatic</b>									
<b>Length L 230 mm x Width B 230 mm</b>									
901828.00X	L 230, B 230, H 70	830, 840	1000...1850	8...15	127	91	20,9...23,1	on/off	21
901828.00X.76	L 230, B 230, H 70	830, 840	1000...1850	8...15	127	91	20,9...23,1	DALI	21
<b>Tunable White - 2700 K to 6500 K</b>									
901828.00X.2.76	L 230, B 230, H 70	827-865	1550	15	107	91/91	22,5...22,6	DALI	21
901828.00X.2.730	L 230, B 230, H 70	827-865	1550	15	107	91/91	22,5...22,6	smart+free	21
<b>Length L 310 mm x Width B 310 mm</b>									
901830.00X	L 310, B 310, H 70	830, 840	1500...2800	12...23	125	91	19,8...22	on/off	21
901830.00X.76	L 310, B 310, H 70	830, 840	1500...2800	12...23	125	91	19,8...22	DALI	21
<b>Tunable White - 2700 K to 6500 K</b>									
901830.00X.2.76	L 310, B 310, H 70	827-865	2000	19	108	91/91	20,8...20,9	DALI	21
901830.00X.2.730	L 310, B 310, H 70	827-865	2000	19	108	91/91	20,8...20,9	smart+free	21

Comparison LED vs. conventional lamps	
<b>LED 4,5 W <math>\approx</math></b>	1 x 13 W TC-D (19 W Psys)
<b>LED 8 / 9,5 / 10 W <math>\approx</math></b>	1 x 26 W TC-D (34 W Psys)
<b>LED 12 / 15 W <math>\approx</math></b>	2 x 18 W TC-D (52 W Psys)
<b>LED 19 W <math>\approx</math></b>	3 x 18 W TC-D (78 W Psys)
<b>LED 23 W <math>\approx</math></b>	4 x 18 W TC-D (104 W Psys)



### Accessories | Through-wiring box

Plug-in extension for through-wiring. Pre-installed 150-mm-long connecting cable with open cable ends for easy connection to the converter.

#### Through-wiring box


982703.002	L 98, B 55, H 28	5 pole, cable cross-sections of up to 5 x 1.5 mm <sup>2</sup> or 3 x 2.5 mm <sup>2</sup> possible	21
------------	------------------	---	----

Only required for on/off



# TOLEDO FLAT+

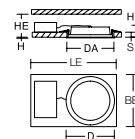
## Product overview | Emergency lighting



### Recessed downlights | TOLEDO FLAT+ round - Diffuser opal

Type of protection: IP 20, **IP54** on room side | Protection class: II  
 Ceiling thickness S: 1-20 mm | Impact resistance: IK03

Housing: sheet steel, powder-coated. Luminaire frame: aluminium, powder-coated. Diffuser made of non-yellowing plastic (PMMA), opal. LED backlight technology for homogeneous illumination of the entire light-emitting surface. Ceiling installation with spring system. Including separate LED converter with connecting cable 250 mm.



**MultiColour:** Colour temperature adjustable via switching element. Factory setting is 4000 K.

### Self-contained emergency luminaires

Voltage type: AC  
 Automatic self test in all standard versions.  
 Operating mode: can either be connected in non-maintained power mode or maintained power mode.

**MultiLumen:** Luminous flux variable in 4 steps. Factory setting is step 2.

### Luminaires for central battery system

Voltage type: AC/DC  
 Operating mode: can either be connected in non-maintained power mode or maintained power mode.

Available colour: 2 = white

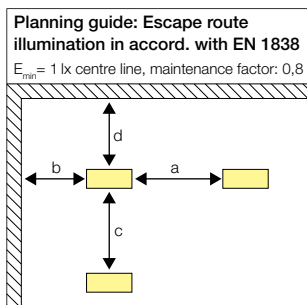


Reference number	Dimensions [mm]	Light colour	Mains luminous flux [lm]	Mains system power [W]	Emergency luminous flux [lm]	Emergency system power [W]	Emergency [h]	Monitoring	Price Category
<b>Self-contained emergency luminaires</b>									
<b>Installation dimensions DA 257 mm, HE 100 mm</b>									
672719.002	D 270, H 2, HEL 40	830, 840	1650...3150	15...25	430	-	3	Autotest	23
672719.002.04	D 270, H 2, HEL 40	830, 840	1650...3150	15...25	430	-	3	MultiDigit	23
672719.002.07	D 270, H 2, HEL 40	830, 840	1650...3150	15...25	430	-	3	DALI-Sibe	23
672720.002	D 270, H 2, HEL 40	830, 840	1650...3150	15...25	180	-	8	Autotest	23
672720.002.04	D 270, H 2, HEL 40	830, 840	1650...3150	15...25	180	-	8	MultiDigit	23
672720.002.07	D 270, H 2, HEL 40	830, 840	1650...3150	15...25	180	-	8	DALI-Sibe	23
<b>Installation dimensions DA 377 mm, HE 60 mm</b>									
672727.002	D 390, H 2, HEL 40	830, 840	1550...2950	15...25	430	-	3	Autotest	23
672727.002.04	D 390, H 2, HEL 40	830, 840	1550...2950	15...25	430	-	3	MultiDigit	23
672727.002.07	D 390, H 2, HEL 40	830, 840	1550...2950	15...25	430	-	3	DALI-Sibe	23
672728.002	D 390, H 2, HEL 40	830, 840	1550...2950	15...25	180	-	8	Autotest	23
672728.002.04	D 390, H 2, HEL 40	830, 840	1550...2950	15...25	180	-	8	MultiDigit	23
672728.002.07	D 390, H 2, HEL 40	830, 840	1550...2950	15...25	180	-	8	DALI-Sibe	23
<b>Installation dimensions DA 457 mm, HE 70 mm</b>									
672735.002	D 470, H 2, HEL 41	830, 840	3050...4450	25...36	430	-	3	Autotest	23
672735.002.04	D 470, H 2, HEL 41	830, 840	3050...4450	25...36	430	-	3	MultiDigit	23
672735.002.07	D 470, H 2, HEL 41	830, 840	3050...4450	25...36	430	-	3	DALI-Sibe	23
672736.002	D 470, H 2, HEL 41	830, 840	3050...4450	25...36	180	-	8	Autotest	23
672736.002.04	D 470, H 2, HEL 41	830, 840	3050...4450	25...36	180	-	8	MultiDigit	23
672736.002.07	D 470, H 2, HEL 41	830, 840	3050...4450	25...36	180	-	8	DALI-Sibe	23



Reference number	Dimensions [mm]	Light colour	Mains luminous flux [lm]	Mains system power [W]	Emergency luminous flux [lm]	Emergency system power [W]	Emergency [h]	Monitoring	Price Category
<b>Luminaires for central battery system</b>									
<b>Installation dimensions DA 257 mm, HE 60 mm</b>									
672717.002	D 270, H 2, HEL 40	830, 840	2200	15	880	6,3		Power circuit	24
672717.002.89	D 270, H 2, HEL 40	830, 840	2200	16	880	7,3		AC-Control	24
672718.002	D 270, H 2, HEL 40	830, 840	3150	22	950	7		Power circuit	24
672718.002.89	D 270, H 2, HEL 40	830, 840	3150	23	950	8		AC-Control	24
<b>Installation dimensions DA 377 mm, HE 60 mm</b>									
672725.002	D 390, H 2, HEL 40	830, 840	2050	15	820	6,5		Power circuit	24
672725.002.89	D 390, H 2, HEL 40	830, 840	2050	16	820	7,5		AC-Control	24
672726.002	D 390, H 2, HEL 40	830, 840	2950	22	890	7,3		Power circuit	24
672726.002.89	D 390, H 2, HEL 40	830, 840	2950	23	890	8,3		AC-Control	24
<b>Installation dimensions DA 457 mm, HE 70 mm</b>									
672733.002	D 470, H 2, HEL 41	830, 840	3550	26	1050	7,2		Power circuit	24
672733.002.89	D 470, H 2, HEL 41	830, 840	3550	27	1050	8,2		AC-Control	24
672734.002	D 470, H 2, HEL 41	830, 840	4450	33	890	7		Power circuit	24
672734.002.89	D 470, H 2, HEL 41	830, 840	4450	34	890	8		AC-Control	24

**MultiLumen/MultiColour:** Specification of the lowest and highest possible lumen output. You will find more detailed information on [www.rzb-lighting.com](http://www.rzb-lighting.com).



672719.002				
Luminous flux emergency: 430 lm				
Following values are indicated in m				
h	a	b	c	d
2,5	10,5	4,4	10,8	4,4
3,0	11,7	4,7	11,7	4,7
3,5	12,4	4,9	12,4	4,9
4,0	13,0	5,1	13,0	5,1


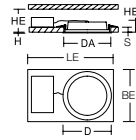
672720.002				
Luminous flux emergency: 180 lm				
Following values are indicated in m				
h	a	b	c	d
2,5	8,3	3,2	8,3	3,2
3,0	8,8	3,4	8,8	3,4
3,5	9,2	3,4	9,2	3,4
4,0	9,5	3,4	9,5	3,4

672717.002				
Luminous flux emergency: 880 lm				
Following values are indicated in m				
h	a	b	c	d
2,5	13,2	5,4	13,2	5,4
3,0	14,3	5,8	14,3	5,8
3,5	15,3	6,2	15,3	6,2
4,0	16,2	6,5	16,2	6,5

### Recessed downlights | TOLEDO FLAT+ round - Diffuser microprismatic

Type of protection: IP 20, **IP54** on room side | Protection class: II  
 Ceiling thickness S: 1-20 mm | Impact resistance: IK03

Housing: sheet steel, powder-coated. Luminaire frame: aluminium, powder-coated. Diffuser made of non-yellowing plastic (PMMA) microprismatic. LED backlight technology for homogeneous illumination of the entire light-emitting surface. Ceiling installation with spring system. Including separate LED converter with connecting cable 250 mm.



**MultiColour:** Colour temperature adjustable via switching element. Factory setting is 4000 K.

### Self-contained emergency luminaires

Voltage type: AC  
 Automatic self test in all standard versions.  
 Operating mode: can either be connected in non-maintained power mode or maintained power mode.

**MultiLumen:** Luminous flux variable in 4 steps. Factory setting is step 2.

### Luminaires for central battery system

Voltage type: AC/DC  
 Operating mode: can either be connected in non-maintained power mode or maintained power mode.

Available colour: 2 = white

Reference number	Dimensions [mm]	Light colour	Mains luminous flux [lm]	Mains system power [W]	Emergency luminous flux [lm]	Emergency system power [W]	Emergency [h]	Monitoring	Price Category
<b>Self-contained emergency luminaires</b>									
<b>Installation dimensions DA 257 mm, HE 100 mm</b>									
672723.002	D 270, H 2, HEL 40	830, 840	1450...2800	15...25	370	-	3	Autotest	23
672723.002.04	D 270, H 2, HEL 40	830, 840	1450...2800	15...25	370	-	3	MultiDigit	23
672723.002.07	D 270, H 2, HEL 40	830, 840	1450...2800	15...25	370	-	3	DALI-Sibe	23
672724.002	D 270, H 2, HEL 40	830, 840	1450...2800	15...25	160	-	8	Autotest	23
672724.002.04	D 270, H 2, HEL 40	830, 840	1450...2800	15...25	160	-	8	MultiDigit	23
672724.002.07	D 270, H 2, HEL 40	830, 840	1450...2800	15...25	160	-	8	DALI-Sibe	23
<b>Installation dimensions DA 377 mm, HE 60 mm</b>									
672731.002	D 390, H 2, HEL 40	830, 840	1500...2550	15...25	370	-	3	Autotest	23
672731.002.04	D 390, H 2, HEL 40	830, 840	1500...2550	15...25	370	-	3	MultiDigit	23
672731.002.07	D 390, H 2, HEL 40	830, 840	1500...2550	15...25	370	-	3	DALI-Sibe	23
672732.002	D 390, H 2, HEL 40	830, 840	1500...2550	15...25	160	-	8	Autotest	23
672732.002.04	D 390, H 2, HEL 40	830, 840	1500...2550	15...25	160	-	8	MultiDigit	23
672732.002.07	D 390, H 2, HEL 40	830, 840	1500...2550	15...25	160	-	8	DALI-Sibe	23
<b>Installation dimensions DA 457 mm, HE 70 mm</b>									
672739.002	D 470, H 2, HEL 41	830, 840	2600...3800	25...36	370	-	3	Autotest	23
672739.002.04	D 470, H 2, HEL 41	830, 840	2600...3800	25...36	370	-	3	MultiDigit	23
672739.002.07	D 470, H 2, HEL 41	830, 840	2600...3800	25...36	370	-	3	DALI-Sibe	23
672740.002	D 470, H 2, HEL 41	830, 840	2600...3800	25...36	160	-	8	Autotest	23
672740.002.04	D 470, H 2, HEL 41	830, 840	2600...3800	25...36	160	-	8	MultiDigit	23
672740.002.07	D 470, H 2, HEL 41	830, 840	2600...3800	25...36	160	-	8	DALI-Sibe	23



### Luminaires for central battery system

<b>Installation dimensions DA 257 mm, HE 60 mm</b>									
672721.002	D 270, H 2, HEL 40	830, 840	1950	15	780	6,3		Power circuit	24
672721.002.89	D 270, H 2, HEL 40	830, 840	1950	16	780	7,3		AC-Control	24
672722.002	D 270, H 2, HEL 40	830, 840	2800	22	840	7		Power circuit	24
672722.002.89	D 270, H 2, HEL 40	830, 840	2800	23	840	8		AC-Control	24
<b>Installation dimensions DA 377 mm, HE 60 mm</b>									
672729.002	D 390, H 2, HEL 40	830, 840	1800	15	720	6,5		Power circuit	24
672729.002.89	D 390, H 2, HEL 40	830, 840	1800	16	720	7,5		AC-Control	24
672730.002	D 390, H 2, HEL 40	830, 840	2550	22	770	7,3		Power circuit	24
672730.002.89	D 390, H 2, HEL 40	830, 840	2550	23	770	8,3		AC-Control	24
<b>Installation dimensions DA 457 mm, HE 70 mm</b>									
672737.002	D 470, H 2, HEL 41	830, 840	3050	26	920	7,2		Power circuit	24
672737.002.89	D 470, H 2, HEL 41	830, 840	3050	27	920	8,2		AC-Control	24
672738.002	D 470, H 2, HEL 41	830, 840	3800	33	760	7		Power circuit	24
672738.002.89	D 470, H 2, HEL 41	830, 840	3800	34	760	8		AC-Control	24

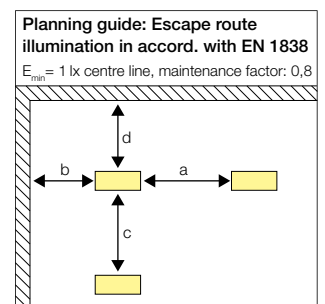


**MultiLumen/MultiColour:** Specification of the lowest and highest possible lumen output. You will find more detailed information on [www.rzb-lighting.com](http://www.rzb-lighting.com).

672723.002					
Luminous flux emergency: 370 lm					
Following values are indicated in m					
h	a	b	c	d	
2,5	8,6	3,6	8,6	3,6	
3,0	9,4	3,9	9,4	3,9	
3,5	10,1	4,2	10,1	4,2	
4,0	10,8	4,5	10,8	4,5	


672724.002					
Luminous flux emergency: 160 lm					
Following values are indicated in m					
h	a	b	c	d	
2,5	6,9	2,8	6,9	2,8	
3,0	7,5	3,1	7,5	3,1	
3,5	8,1	3,3	8,1	3,3	
4,0	8,6	3,5	8,6	3,5	

672721.002					
Luminous flux emergency: 780 lm					
Following values are indicated in m					
h	a	b	c	d	
2,5	10,5	4,3	10,5	4,3	
3,0	11,4	4,7	11,4	4,7	
3,5	12,3	5,1	12,3	5,1	
4,0	13,1	5,4	13,1	5,4	



# TOLEDO FLAT+

## Product overview | Emergency lighting



### Recessed downlights | TOLEDO FLAT+ square - Diffuser opal

Type of protection: IP 20, IP54 on room side

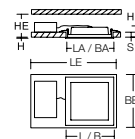
Protection class: II

Ceiling thickness S: 1-20 mm

Impact resistance: IK03

Housing: sheet steel, powder-coated. Luminaire frame: aluminium, powder-coated. Diffuser made of non-yellowing plastic (PMMA), opal. LED backlight technology for homogeneous illumination of the entire light-emitting surface. Ceiling installation with spring system. Including separate LED converter with connecting cable 250 mm.

**MultiColour:** Colour temperature adjustable via switching element. Factory setting is 4000 K.



### Self-contained emergency luminaires

Voltage type: AC

Automatic self test in all standard versions.

Operating mode: can either be connected in non-maintained power mode or maintained power mode.

**MultiLumen:** Luminous flux variable in 4 steps. Factory setting is step 2.

### Luminaires for central battery system

Voltage type: AC/DC

Operating mode: can either be connected in non-maintained power mode or maintained power mode.

Available colour: 2 = white

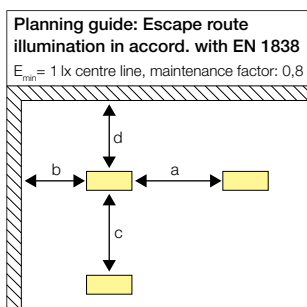


Reference number	Dimensions [mm]	Light colour	Mains luminous flux [lm]	Mains system power [W]	Emergency luminous flux [lm]	Emergency system power [W]	Emergency [h]	Monitoring	Price Category
<b>Self-contained emergency luminaires</b>									
<b>Installation dimensions LA 217 x BA 217 mm, HE 90 mm</b>									
672746.002	L 230, B 230, H 2, HEL 37	830, 840	1050...2100	11...18	430	-	3	Autotest	23
672746.002.04	L 230, B 230, H 2, HEL 36	830, 840	1050...2100	11...18	430	-	3	MultiDigit	23
672746.002.07	L 230, B 230, H 2, HEL 36	830, 840	1050...2100	11...18	430	-	3	DALI-Sibe	23
672747.002	L 230, B 230, H 2, HEL 37	830, 840	1050...2100	11...18	180	-	8	Autotest	23
672747.002.04	L 230, B 230, H 2, HEL 36	830, 840	1050...2100	11...18	180	-	8	MultiDigit	23
672747.002.07	L 230, B 230, H 2, HEL 36	830, 840	1050...2100	11...18	180	-	8	DALI-Sibe	23
<b>Installation dimensions LA 297 x BA 297 mm, HE 60 mm</b>									
672754.002	L 310, B 310, H 2, HEL 42	830, 840	1650...3050	15...26	430	-	3	Autotest	23
672754.002.04	L 310, B 310, H 2, HEL 42	830, 840	1650...3050	15...26	430	-	3	MultiDigit	23
672754.002.07	L 310, B 310, H 2, HEL 42	830, 840	1650...3050	15...26	430	-	3	DALI-Sibe	23
672755.002	L 310, B 310, H 2, HEL 42	830, 840	1650...3050	15...26	180	-	8	Autotest	23
672755.002.04	L 310, B 310, H 2, HEL 42	830, 840	1650...3050	15...26	180	-	8	MultiDigit	23
672755.002.07	L 310, B 310, H 2, HEL 42	830, 840	1650...3050	15...26	180	-	8	DALI-Sibe	23



Reference number	Dimensions [mm]	Light colour	Mains luminous flux [lm]	Mains system power [W]	Emergency luminous flux [lm]	Emergency system power [W]	Emergency [h]	Monitoring	Price Category
<b>Luminaires for central battery system</b>									
<b>Installation dimensions LA 217 x BA 217 mm, HE 60 mm</b>									
672744.002	L 230, B 230, H 2, HEL 36	830, 840	1350	10	680	5,9		Power circuit	24
672744.002.89	L 230, B 230, H 2, HEL 36	830, 840	1350	11	680	6,9		AC-Control	24
672745.002	L 230, B 230, H 2, HEL 36	830, 840	2100	15	840	6,9		Power circuit	24
672745.002.89	L 230, B 230, H 2, HEL 36	830, 840	2100	16	840	7,9		AC-Control	24
<b>Installation dimensions LA 297 x BA 297 mm, HE 60 mm</b>									
672752.002	L 310, B 310, H 2, HEL 42	830, 840	2150	16	860	6,4		Power circuit	24
672752.002.89	L 310, B 310, H 2, HEL 42	830, 840	2150	17	860	7,4		AC-Control	24
672753.002	L 310, B 310, H 2, HEL 42	830, 840	3050	23	920	7,2		Power circuit	24
672753.002.89	L 310, B 310, H 2, HEL 42	830, 840	3050	24	920	8,2		AC-Control	24

**MultiLumen/MultiColour:** Specification of the lowest and highest possible lumen output. You will find more detailed information on [www.rzb-lighting.com](http://www.rzb-lighting.com).



<b>672746.002</b>				
Luminous flux emergency: 430 lm				
Following values are indicated in m				
h	a	b	c	d
2,5	10,8	4,4	10,8	4,4
3,0	11,7	4,7	11,7	4,7
3,5	12,4	4,9	12,4	4,9
4,0	13,0	5,1	13,0	5,1

<b>672747.002</b>				
Luminous flux emergency: 180 lm				
Following values are indicated in m				
h	a	b	c	d
2,5	8,3	3,2	8,3	3,2
3,0	8,8	3,4	8,8	3,4
3,5	9,2	3,4	9,2	3,4
4,0	9,5	3,4	9,5	3,4

<b>672744.002</b>				
Luminous flux emergency: 680 lm				
Following values are indicated in m				
h	a	b	c	d
2,5	12,3	5,0	12,3	5,0
3,0	13,3	5,4	13,3	5,4
3,5	14,2	5,7	14,2	5,7
4,0	15,0	6,0	15,0	6,0

### Recessed downlights | TOLEDO FLAT+ square - Diffuser microprismatic

Type of protection: IP 20, IP54 on room side

Protection class: II

Ceiling thickness S: 1-20 mm

Impact resistance: IK03

Housing: sheet steel, powder-coated. Luminaire frame: aluminium, powder-coated. Diffuser made of non-yellowing plastic (PMMA) microprismatic. LED backlight technology for homogeneous illumination of the entire light-emitting surface. Ceiling installation with spring system. Including separate LED converter with connecting cable 250 mm.

**MultiColour:** Colour temperature adjustable via switching element. Factory setting is 4000 K.

### Self-contained emergency luminaires

Voltage type: AC

Automatic self test in all standard versions.

Operating mode: can either be connected in non-maintained power mode or maintained power mode.

**MultiLumen:** Luminous flux variable in 4 steps. Factory setting is step 2.

### Luminaires for central battery system

Voltage type: AC/DC

Operating mode: can either be connected in non-maintained power mode or maintained power mode.

Available colour: 2 = white

Reference number	Dimensions [mm]	Light colour	Mains luminous flux [lm]	Mains system power [W]	Emergency luminous flux [lm]	Emergency system power [W]	Emergency [h]	Monitoring	Price Category
------------------	-----------------	--------------	--------------------------	------------------------	------------------------------	----------------------------	---------------	------------	----------------

#### Self-contained emergency luminaires

##### Installation dimensions LA 217 x BA 217 mm, HE 90 mm

672750.002	L 230, B 230, H 2, HEL 37	830, 840	1000...1850	11...18	370	-	3	Autotest	23
672750.002.04	L 230, B 230, H 2, HEL 36	830, 840	1000...1850	11...18	370	-	3	MultiDigit	23
672750.002.07	L 230, B 230, H 2, HEL 36	830, 840	1000...1850	11...18	370	-	3	DALI-Sibe	23
672751.002	L 230, B 230, H 2, HEL 37	830, 840	1000...1850	11...18	160	-	8	Autotest	23
672751.002.04	L 230, B 230, H 2, HEL 36	830, 840	1000...1850	11...18	160	-	8	MultiDigit	23
672751.002.07	L 230, B 230, H 2, HEL 36	830, 840	1000...1850	11...18	160	-	8	DALI-Sibe	23

##### Installation dimensions LA 297 x BA 297 mm, HE 60 mm

672758.002	L 310, B 310, H 2, HEL 42	830, 840	1500...2800	15...26	370	-	3	Autotest	23
672758.002.04	L 310, B 310, H 2, HEL 42	830, 840	1500...2800	15...26	370	-	3	MultiDigit	23
672758.002.07	L 310, B 310, H 2, HEL 42	830, 840	1500...2800	15...26	370	-	3	DALI-Sibe	23
672759.002	L 310, B 310, H 2, HEL 42	830, 840	1500...2800	15...26	160	-	8	Autotest	23
672759.002.04	L 310, B 310, H 2, HEL 42	830, 840	1500...2800	15...26	160	-	8	MultiDigit	23
672759.002.07	L 310, B 310, H 2, HEL 42	830, 840	1500...2800	15...26	160	-	8	DALI-Sibe	23

#### Luminaires for central battery system


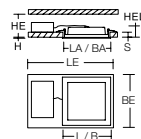
##### Installation dimensions LA 217 x BA 217 mm, HE 60 mm

672748.002	L 230, B 230, H 2, HEL 36	830, 840	1200	10	600	5,9		Power circuit	24
672748.002.89	L 230, B 230, H 2, HEL 36	830, 840	1200	11	600	6,9		AC-Control	24
672749.002	L 230, B 230, H 2, HEL 36	830, 840	1850	15	740	6,9		Power circuit	24
672749.002.89	L 230, B 230, H 2, HEL 36	830, 840	1850	16	740	7,9		AC-Control	24

##### Installation dimensions LA 297 x BA 297 mm, HE 60 mm

672756.002	L 310, B 310, H 2, HEL 42	830, 840	1950	16	780	6,4		Power circuit	24
672756.002.89	L 310, B 310, H 2, HEL 42	830, 840	1950	17	780	7,4		AC-Control	24
672757.002	L 310, B 310, H 2, HEL 42	830, 840	2800	23	840	7,2		Power circuit	24
672757.002.89	L 310, B 310, H 2, HEL 42	830, 840	2800	24	840	8,2		AC-Control	24

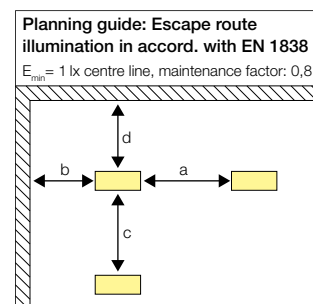
**MultiLumen/MultiColour:** Specification of the lowest and highest possible lumen output. You will find more detailed information on [www.rzb-lighting.com](http://www.rzb-lighting.com).



672750.002					
Luminous flux emergency: 370 lm					
Following values are indicated in m					
h	a	b	c	d	
2,5	8,7	3,6	8,7	3,6	
3,0	9,5	3,9	9,5	3,9	
3,5	10,2	4,2	10,2	4,2	
4,0	10,9	4,5	10,9	4,5	

672751.002					
Luminous flux emergency: 160 lm					
Following values are indicated in m					
h	a	b	c	d	
2,5	7,0	2,9	7,0	2,9	
3,0	7,6	3,1	7,6	3,1	
3,5	8,2	3,3	8,2	3,3	
4,0	8,7	3,5	8,7	3,5	

672748.002					
Luminous flux emergency: 600 lm					
Following values are indicated in m					
h	a	b	c	d	
2,5	9,8	4,1	9,8	4,1	
3,0	10,7	4,5	10,7	4,5	
3,5	11,6	4,8	11,6	4,8	
4,0	12,4	5,1	12,4	5,1	



# TOLEDO FLAT+

## Product overview | Emergency lighting



### Surface mounted downlights | TOLEDO FLAT+ round - Diffuser opal

Type of protection: IP 40  
 Protection class: I  
 Impact resistance: IK03

Housing: die-cast aluminium. Diffuser made of non-yellowing plastic (PMMA), opal. LED backlight technology for homogeneous illumination of the entire light-emitting surface.

**MultiColour:** Colour temperature adjustable via switching element. Factory setting is 4000 K.

#### Self-contained emergency luminaires

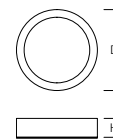
Voltage type: AC  
 Automatic self test in all standard versions.  
 Operating mode: can either be connected in non-maintained power mode or maintained power mode.

**MultiLumen:** Luminous flux variable in 4 steps. Factory setting is step 2.

#### Luminaires for central battery system

Voltage type: AC/DC  
 Operating mode: can either be connected in non-maintained power mode or maintained power mode.

Available colour: 2 = white

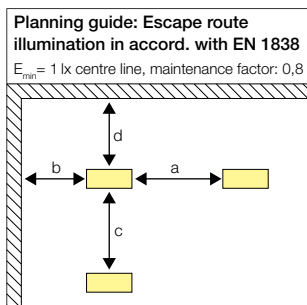


Reference number	Dimensions [mm]	Light colour	Mains luminous flux [lm]	Mains system power [W]	Emergency luminous flux [lm]	Emergency system power [W]	Monitoring [h]	Price Category
<b>Self-contained emergency luminaires</b>								
<b>Diameter D 270 mm</b>								
672766.002	D 270, H 70	830, 840	1650...3150	15...25	430	-	3	Autotest 23
672766.002.04	D 270, H 70	830, 840	1650...3150	15...25	430	-	3	MultiDigit 23
672766.002.07	D 270, H 70	830, 840	1650...3150	15...25	430	-	3	DALI-Sibe 23
672767.002	D 270, H 70	830, 840	1650...3150	15...25	180	-	8	Autotest 23
672767.002.04	D 270, H 70	830, 840	1650...3150	15...25	180	-	8	MultiDigit 23
672767.002.07	D 270, H 70	830, 840	1650...3150	15...25	180	-	8	DALI-Sibe 23
<b>Diameter D 390 mm</b>								
672774.002	D 390, H 70	830, 840	1550...2950	15...25	430	-	3	Autotest 23
672774.002.04	D 390, H 70	830, 840	1550...2950	15...25	430	-	3	MultiDigit 23
672774.002.07	D 390, H 70	830, 840	1550...2950	15...25	430	-	3	DALI-Sibe 23
672775.002	D 390, H 70	830, 840	1550...2950	15...25	180	-	8	Autotest 23
672775.002.04	D 390, H 70	830, 840	1550...2950	15...25	180	-	8	MultiDigit 23
672775.002.07	D 390, H 70	830, 840	1550...2950	15...25	180	-	8	DALI-Sibe 23
<b>Diameter D 470 mm</b>								
672782.002	D 470, H 70	830, 840	3050...4450	25...36	430	-	3	Autotest 23
672782.002.04	D 470, H 70	830, 840	3050...4450	25...36	430	-	3	MultiDigit 23
672782.002.07	D 470, H 70	830, 840	3050...4450	25...36	430	-	3	DALI-Sibe 23
672783.002	D 470, H 70	830, 840	3050...4450	25...36	180	-	8	Autotest 23
672783.002.04	D 470, H 70	830, 840	3050...4450	25...36	180	-	8	MultiDigit 23
672783.002.07	D 470, H 70	830, 840	3050...4450	25...36	180	-	8	DALI-Sibe 23



Reference number	Dimensions [mm]	Light colour	Mains luminous flux [lm]	Mains system power [W]	Emergency luminous flux [lm]	Emergency system power [W]	Monitoring [h]	Price Category
<b>Luminaires for central battery system</b>								
<b>Diameter D 270 mm</b>								
672764.002	D 270, H 70	830, 840	2200	15	880	6,3	Power circuit	24
672764.002.89	D 270, H 70	830, 840	2200	16	880	7,3	AC-Control	24
672765.002	D 270, H 70	830, 840	3150	22	950	7	Power circuit	24
672765.002.89	D 270, H 70	830, 840	3150	23	950	8	AC-Control	24
<b>Diameter D 390 mm</b>								
672772.002	D 390, H 70	830, 840	2050	15	820	6,5	Power circuit	24
672772.002.89	D 390, H 70	830, 840	2050	16	820	7,5	AC-Control	24
672773.002	D 390, H 70	830, 840	2950	22	890	7,3	Power circuit	24
672773.002.89	D 390, H 70	830, 840	2950	23	890	8,3	AC-Control	24
<b>Diameter D 470 mm</b>								
672780.002	D 470, H 70	830, 840	3550	26	1050	7,2	Power circuit	24
672780.002.89	D 470, H 70	830, 840	3550	27	1050	8,2	AC-Control	24
672781.002	D 470, H 70	830, 840	4450	33	890	7	Power circuit	24
672781.002.89	D 470, H 70	830, 840	4450	34	890	8	AC-Control	24

**MultiLumen/MultiColour:** Specification of the lowest and highest possible lumen output. You will find more detailed information on [www.rzb-lighting.com](http://www.rzb-lighting.com).



672766.002					
Luminous flux emergency: 430 lm					
Following values are indicated in m					
h	a	b	c	d	
2,5	10,8	4,4	10,8	4,4	
3,0	11,7	4,7	11,7	4,7	
3,5	12,4	4,9	12,4	4,9	
4,0	13,0	5,1	13,0	5,1	

672767.002					
Luminous flux emergency: 180 lm					
Following values are indicated in m					
h	a	b	c	d	
2,5	8,3	3,2	8,3	3,2	
3,0	8,8	3,4	8,8	3,4	
3,5	9,2	3,4	9,2	3,4	
4,0	9,5	3,4	9,5	3,4	

672764.002					
Luminous flux emergency: 880 lm					
Following values are indicated in m					
h	a	b	c	d	
2,5	13,2	5,4	13,2	5,4	
3,0	14,3	5,8	14,3	5,8	
3,5	15,3	6,2	15,3	6,2	
4,0	16,2	6,5	16,2	6,5	

### Surface mounted downlights | TOLEDO FLAT+ round - Diffuser microprismatic

Type of protection: IP 40  
 Protection class: I  
 Impact resistance: IK03

Housing: die-cast aluminium. Diffuser made of non-yellowing plastic (PMMA) microprismatic. LED backlight technology for homogeneous illumination of the entire light-emitting surface.

**MultiColour:** Colour temperature adjustable via switching element. Factory setting is 4000 K.

#### Self-contained emergency luminaires

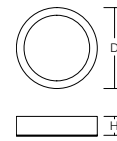
Voltage type: AC  
 Automatic self test in all standard versions.  
 Operating mode: can either be connected in non-maintained power mode or maintained power mode.

**MultiLumen:** Luminous flux variable in 4 steps. Factory setting is step 2.

#### Luminaires for central battery system

Voltage type: AC/DC  
 Operating mode: can either be connected in non-maintained power mode or maintained power mode.

Available colour: 2 = white



Reference number	Dimensions [mm]	Light colour	Mains luminous flux [lm]	Mains system power [W]	Emergency luminous flux [lm]	Emergency system power [W]	Emergency [h]	Monitoring	Price Category
<b>Self-contained emergency luminaires</b>									
<b>Diameter D 270 mm</b>									
672770.002	D 270, H 70	830, 840	1450...2800	15...25	370	-	3	Autotest	23
672770.002.04	D 270, H 70	830, 840	1450...2800	15...25	370	-	3	MultiDigit	23
672770.002.07	D 270, H 70	830, 840	1450...2800	15...25	370	-	3	DALI-Sibe	23
672771.002	D 270, H 70	830, 840	1450...2800	15...25	160	-	8	Autotest	23
672771.002.04	D 270, H 70	830, 840	1450...2800	15...25	160	-	8	MultiDigit	23
672771.002.07	D 270, H 70	830, 840	1450...2800	15...25	160	-	8	DALI-Sibe	23
<b>Diameter D 390 mm</b>									
672778.002	D 390, H 70	830, 840	1500...2550	15...25	370	-	3	Autotest	23
672778.002.04	D 390, H 70	830, 840	1500...2550	15...25	370	-	3	MultiDigit	23
672778.002.07	D 390, H 70	830, 840	1500...2550	15...25	370	-	3	DALI-Sibe	23
672779.002	D 390, H 70	830, 840	1500...2550	15...25	160	-	8	Autotest	23
672779.002.04	D 390, H 70	830, 840	1500...2550	15...25	160	-	8	MultiDigit	23
672779.002.07	D 390, H 70	830, 840	1500...2550	15...25	160	-	8	DALI-Sibe	23
<b>Diameter D 470 mm</b>									
672786.002	D 470, H 70	830, 840	2600...3800	25...36	370	-	3	Autotest	23
672786.002.04	D 470, H 70	830, 840	2600...3800	25...36	370	-	3	MultiDigit	23
672786.002.07	D 470, H 70	830, 840	2600...3800	25...36	370	-	3	DALI-Sibe	23
672787.002	D 470, H 70	830, 840	2600...3800	25...36	160	-	8	Autotest	23
672787.002.04	D 470, H 70	830, 840	2600...3800	25...36	160	-	8	MultiDigit	23
672787.002.07	D 470, H 70	830, 840	2600...3800	25...36	160	-	8	DALI-Sibe	23



#### Luminaires for central battery system

<b>Diameter D 270 mm</b>									
672768.002	D 270, H 70	830, 840	1950	15	780	6,3		Power circuit	24
672768.002.89	D 270, H 70	830, 840	1950	16	780	7,3		AC-Control	24
672769.002	D 270, H 70	830, 840	2800	22	840	7		Power circuit	24
672769.002.89	D 270, H 70	830, 840	2800	23	840	8		AC-Control	24
<b>Diameter D 390 mm</b>									
672776.002	D 390, H 70	830, 840	1800	15	720	6,5		Power circuit	24
672776.002.89	D 390, H 70	830, 840	1800	16	720	7,5		AC-Control	24
672777.002	D 390, H 70	830, 840	2550	22	770	7,3		Power circuit	24
672777.002.89	D 390, H 70	830, 840	2550	23	770	8,3		AC-Control	24
<b>Diameter D 470 mm</b>									
672784.002	D 470, H 70	830, 840	3050	26	920	7,2		Power circuit	24
672784.002.89	D 470, H 70	830, 840	3050	27	920	8,2		AC-Control	24
672785.002	D 470, H 70	830, 840	3800	33	760	7		Power circuit	24
672785.002.89	D 470, H 70	830, 840	3800	34	760	8		AC-Control	24

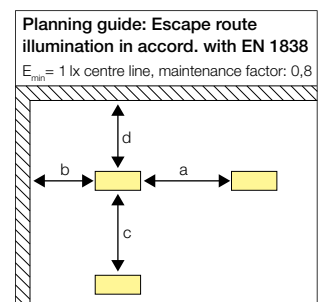


**MultiLumen/MultiColour:** Specification of the lowest and highest possible lumen output. You will find more detailed information on [www.rzb-lighting.com](http://www.rzb-lighting.com).

672770.002					
Luminous flux emergency: 370 lm					
Following values are indicated in m					
h	a	b	c	d	
2,5	8,6	3,6	8,6	3,6	
3,0	9,4	3,9	9,4	3,9	
3,5	10,1	4,2	10,1	4,2	
4,0	10,8	4,5	10,8	4,5	

672771.002					
Luminous flux emergency: 160 lm					
Following values are indicated in m					
h	a	b	c	d	
2,5	6,9	2,8	6,9	2,8	
3,0	7,5	3,1	7,5	3,1	
3,5	8,1	3,3	8,1	3,3	
4,0	8,6	3,5	8,6	3,5	

672768.002					
Luminous flux emergency: 780 lm					
Following values are indicated in m					
h	a	b	c	d	
2,5	10,5	4,3	10,5	4,3	
3,0	11,4	4,7	11,4	4,7	
3,5	12,3	5,1	12,3	5,1	
4,0	13,1	5,4	13,1	5,4	



# TOLEDO FLAT+

## Product overview | Emergency lighting

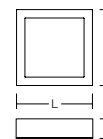


### Surface mounted downlights | TOLEDO FLAT+ square - Diffuser opal

Type of protection: IP 40  
 Protection class: I  
 Impact resistance: IK03

Housing: die-cast aluminium. Diffuser made of non-yellowing plastic (PMMA), opal.  
 LED backlight technology for homogeneous illumination of the entire light-emitting surface.

**MultiColour:** Colour temperature adjustable via switching element. Factory setting is 4000 K.



### Self-contained emergency luminaires

Voltage type: AC  
 Automatic self test in all standard versions.  
 Operating mode: can either be connected in non-maintained power mode or maintained power mode.

**MultiLumen:** Luminous flux variable in 4 steps. Factory setting is step 2.

### Luminaires for central battery system

Voltage type: AC/DC  
 Operating mode: can either be connected in non-maintained power mode or maintained power mode.

Available colour: 2 = white

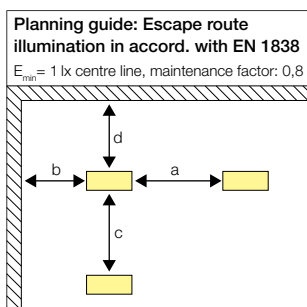


Reference number	Dimensions [mm]	Light colour	Mains luminous flux [lm]	Mains system power [W]	Emergency luminous flux [lm]	Emergency system power [W]	Emergency [h]	Monitoring	Price Category
<b>Self-contained emergency luminaires</b>									
<b>Length L 230 mm x Width B 230 mm</b>									
672790.002	L 230, B 230, H 70	830, 840	1050...2100	11...18	430	-	3	Autotest	23
672790.002.04	L 230, B 230, H 70	830, 840	1050...2100	11...18	430	-	3	MultiDigit	23
672790.002.07	L 230, B 230, H 70	830, 840	1050...2100	11...18	430	-	3	DALI-Sibe	23
672791.002	L 230, B 230, H 70	830, 840	1050...2100	11...18	180	-	8	Autotest	23
672791.002.04	L 230, B 230, H 70	830, 840	1050...2100	11...18	180	-	8	MultiDigit	23
672791.002.07	L 230, B 230, H 70	830, 840	1050...2100	11...18	180	-	8	DALI-Sibe	23
<b>Length L 310 mm x Width B 310 mm</b>									
672798.002	L 310, B 310, H 70	830, 840	1650...3050	15...26	430	-	3	Autotest	23
672798.002.04	L 310, B 310, H 70	830, 840	1650...3050	15...26	430	-	3	MultiDigit	23
672798.002.07	L 310, B 310, H 70	830, 840	1650...3050	15...26	430	-	3	DALI-Sibe	23
672799.002	L 310, B 310, H 70	830, 840	1650...3050	15...26	180	-	8	Autotest	23
672799.002.04	L 310, B 310, H 70	830, 840	1650...3050	15...26	180	-	8	MultiDigit	23
672799.002.07	L 310, B 310, H 70	830, 840	1650...3050	15...26	180	-	8	DALI-Sibe	23



<b>Luminaires for central battery system</b>									
<b>Length L 230 mm x Width B 230 mm</b>									
672788.002	L 230, B 230, H 70	830, 840	1350	10	680	5,9		Power circuit	24
672788.002.89	L 230, B 230, H 70	830, 840	1350	11	680	6,9		AC-Control	24
672789.002	L 230, B 230, H 70	830, 840	2100	15	840	6,9		Power circuit	24
672789.002.89	L 230, B 230, H 70	830, 840	2100	16	840	7,9		AC-Control	24
<b>Length L 310 mm x Width B 310 mm</b>									
672796.002	L 310, B 310, H 70	830, 840	2150	16	860	6,4		Power circuit	24
672796.002.89	L 310, B 310, H 70	830, 840	2150	17	860	7,4		AC-Control	24
672797.002	L 310, B 310, H 70	830, 840	3050	23	920	7,2		Power circuit	24
672797.002.89	L 310, B 310, H 70	830, 840	3050	24	920	8,2		AC-Control	24

**MultiLumen/MultiColour:** Specification of the lowest and highest possible lumen output. You will find more detailed information on [www.rzb-lighting.com](http://www.rzb-lighting.com).



<b>672790.002</b>					
Luminous flux emergency: 430 lm					
Following values are indicated in m					
h	a	b	c	d	
2,5	10,8	4,4	10,8	4,4	
3,0	11,7	4,7	11,7	4,7	
3,5	12,4	4,9	12,4	4,9	
4,0	13,0	5,1	13,0	5,1	

<b>672791.002</b>					
Luminous flux emergency: 180 lm					
Following values are indicated in m					
h	a	b	c	d	
2,5	8,3	3,2	8,3	3,2	
3,0	8,8	3,4	8,8	3,4	
3,5	9,2	3,4	9,2	3,4	
4,0	9,5	3,4	9,5	3,4	

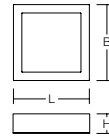
<b>672788.002</b>					
Luminous flux emergency: 680 lm					
Following values are indicated in m					
h	a	b	c	d	
2,5	12,3	5,0	12,3	5,0	
3,0	13,3	5,4	13,3	5,4	
3,5	14,2	5,7	14,2	5,7	
4,0	15,0	6,0	15,0	6,0	

### Surface mounted downlights | TOLEDO FLAT+ square - Diffuser microprismatic

Type of protection: IP 40  
 Protection class: I  
 Impact resistance: IK03

Housing: die-cast aluminium. Diffuser made of non-yellowing plastic (PMMA) microprismatic.  
 LED backlight technology for homogeneous illumination of the entire light-emitting surface.

**MultiColour:** Colour temperature adjustable via switching element. Factory setting is 4000 K.



### Self-contained emergency luminaires

Voltage type: AC  
 Automatic self test in all standard versions.  
 Operating mode: can either be connected in non-maintained power mode or maintained power mode.

**MultiLumen:** Luminous flux variable in 4 steps. Factory setting is step 2.

### Luminaires for central battery system

Voltage type: AC/DC  
 Operating mode: can either be connected in non-maintained power mode or maintained power mode.

Available colour: 2 = white

Reference number	Dimensions [mm]	Light colour	Mains luminous flux [lm]	Mains system power [W]	Emergency luminous flux [lm]	Emergency system power [W]	Emergency [h]	Monitoring	Price Category
<b>Self-contained emergency luminaires</b>									
<b>Length L 230 mm x Width B 230 mm</b>									
672794.002	L 230, B 230, H 70	830, 840	1000...1850	11...18	370	-	3	Autotest	23
672794.002.04	L 230, B 230, H 70	830, 840	1000...1850	11...18	370	-	3	MultiDigit	23
672794.002.07	L 230, B 230, H 70	830, 840	1000...1850	11...18	370	-	3	DALI-Sibe	23
672795.002	L 230, B 230, H 70	830, 840	1000...1850	11...18	160	-	8	Autotest	23
672795.002.04	L 230, B 230, H 70	830, 840	1000...1850	11...18	160	-	8	MultiDigit	23
672795.002.07	L 230, B 230, H 70	830, 840	1000...1850	11...18	160	-	8	DALI-Sibe	23
<b>Length L 310 mm x Width B 310 mm</b>									
672802.002	L 310, B 310, H 70	830, 840	1500...2800	15...26	370	-	3	Autotest	23
672802.002.04	L 310, B 310, H 70	830, 840	1500...2800	15...26	370	-	3	MultiDigit	23
672802.002.07	L 310, B 310, H 70	830, 840	1500...2800	15...26	370	-	3	DALI-Sibe	23
672803.002	L 310, B 310, H 70	830, 840	1500...2800	15...26	160	-	8	Autotest	23
672803.002.04	L 310, B 310, H 70	830, 840	1500...2800	15...26	160	-	8	MultiDigit	23
672803.002.07	L 310, B 310, H 70	830, 840	1500...2800	15...26	160	-	8	DALI-Sibe	23



### Luminaires for central battery system

Reference number	Dimensions [mm]	Light colour	Mains luminous flux [lm]	Mains system power [W]	Emergency luminous flux [lm]	Emergency system power [W]	Emergency [h]	Monitoring	Price Category
<b>Length L 230 mm x Width B 230 mm</b>									
672792.002	L 230, B 230, H 70	830, 840	1200	10	600	5,9		Power circuit	24
672792.002.89	L 230, B 230, H 70	830, 840	1200	11	600	6,9		AC-Control	24
672793.002	L 230, B 230, H 70	830, 840	1850	15	740	6,9		Power circuit	24
672793.002.89	L 230, B 230, H 70	830, 840	1850	16	740	7,9		AC-Control	24
<b>Length L 310 mm x Width B 310 mm</b>									
672800.002	L 310, B 310, H 70	830, 840	1950	16	780	6,4		Power circuit	24
672800.002.89	L 310, B 310, H 70	830, 840	1950	17	780	7,4		AC-Control	24
672801.002	L 310, B 310, H 70	830, 840	2800	23	840	7,2		Power circuit	24
672801.002.89	L 310, B 310, H 70	830, 840	2800	24	840	8,2		AC-Control	24

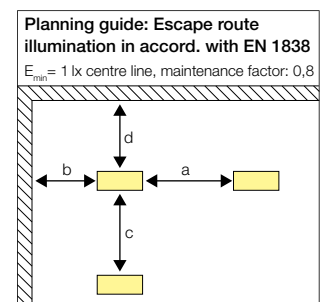


**MultiLumen/MultiColour:** Specification of the lowest and highest possible lumen output. You will find more detailed information on [www.rzb-lighting.com](http://www.rzb-lighting.com).

672794.002					
Luminous flux emergency: 370 lm					
Following values are indicated in m					
h	a	b	c	d	
2,5	8,7	3,6	8,7	3,6	
3,0	9,5	3,9	9,5	3,9	
3,5	10,2	4,2	10,2	4,2	
4,0	10,9	4,5	10,9	4,5	

672795.002					
Luminous flux emergency: 160 lm					
Following values are indicated in m					
h	a	b	c	d	
2,5	7,0	2,9	7,0	2,9	
3,0	7,6	3,1	7,6	3,1	
3,5	8,2	3,3	8,2	3,3	
4,0	8,7	3,5	8,7	3,5	

672792.002					
Luminous flux emergency: 600 lm					
Following values are indicated in m					
h	a	b	c	d	
2,5	9,8	4,1	9,8	4,1	
3,0	10,7	4,5	10,7	4,5	
3,5	11,6	4,8	11,6	4,8	
4,0	12,4	5,1	12,4	5,1	



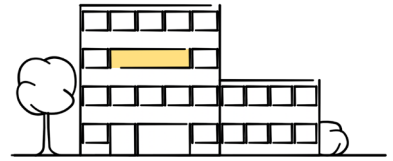
# LIGHT MANAGEMENT SYSTEMS

## Overview



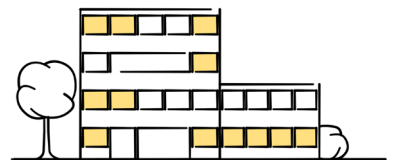
### light control +<sup>3</sup> Economy Multi DALI

The unbeatable price/performance winner for smaller installations. The system combines simple commissioning via smartphone, low wiring effort and flexible configuration and is therefore ideal for **group offices, conference rooms and classrooms**. Programmable buttons and sensors can also be integrated via DALI connections in order to achieve even greater energy savings. The system has an integrated timer and can therefore be used to set up HCL.



### Casambi smart+free

The wireless Bluetooth® light management system for maximum functions and configuration options. **Casambi smart+free solutions are particularly suitable for applications where wireless networking is required.** The modules are also suitable for retrofitting in existing luminaires, as only a power supply is required. The module is already integrated into luminaires with the article number ending .730. With accessories from the extensive Casambi ecosystem (Catalogue starting on P. 576), the system can be configured according to individual needs. The integration here is very intuitive and can be completed by users without prior knowledge in just a few minutes.

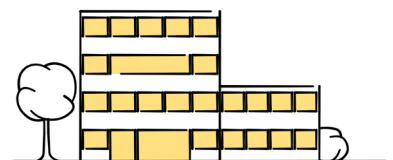


Casambi App - download now!







### light control +<sup>3</sup> Professional IoT

The future of automated light control: RZB's IoT system. Daylight-dependent control and dynamic light control up to circadian daylight simulation in Human Centric Lighting (HCL) are easy to implement. In addition, the control system can be easily networked to make luminaire data available to other systems. Automatic switch-off functions save energy and money. All this can be configured across several rooms and floors.



#### You still haven't found the right system for you?

Along with the systems shown here, we would also be happy to create a customised control system for your project. Please contact your designated on-site sales employee or contact our Planning department via e-mail at [ims@rzb-leuchten.de](mailto:ims@rzb-leuchten.de) or by phone at +49 951 / 79 09-396.

	<b>light control +<sup>3</sup> Economy Multi DALI</b>  	<b>Casambi smart+free</b>  	<b>light control +<sup>3</sup> Professional IoT</b>  
Application	Single room	Wireless networking	Building control
Can be combined with			
Communication	wired	wireless	wired
Infrastructure requirements	L, N, PE, DA, DA (5 wires cable)	L, N, PE (3 wires cable)	L, N, PE, DA, DA (5 wires cable)
Commissioning	by electrician	by electrician	RZB service technician
Configuration	App, Plug & Play	App, Remote access	PC-Tool, Remote access
Operation	Switches, Buttons, App	Switches, Buttons, App	Switches, Buttons, App, Web access
Number of luminaires (1 EB) <small>(Number of luminaires depends on the number of EB in the luminaire)</small>	32	up to 64 depending on the module	128
Number of sensors/push-button coupler <small>(presence, motion)</small>	4	1 per module	126
Dimmable	✓	✓	✓
Motion/presence detection	✓	✓	✓
Daylight-dependent control	✓	✓	✓
Scenes/Groups	✓	✓	✓
Timer/Calendar functions	✓	✓	✓
HCL / Tunable White	✓	✓	✓
RGB		✓	✓
Network integration		✓	✓
Remote access: programming, operation, maintenance		✓	✓
IoT ready		✓	✓
Predictive maintenance, monitoring, read out luminaire data			✓
Beacon for indoor navigation, tracking, asset management		✓	
Luminaires with the reference number extension	.76 (DALI)	.730 (smart+free)	.76 (DALI)




## FURTHER LUMINAIRES, MATCHING THIS SERIES:




⊕ FLAT POLYMERO®  
KREIS SLIM



⊕ HEMIS



⊕ LEDONA ECO



⊕ TRIXY

## HIGHEST PRODUCT AND CONSULTING QUALITY

### ⊕ RELIABILITY

We are your reliable partner. From the first idea to the implementation and far beyond, we accompany your project. Personal, passionate and individual. Thanks to our excellent expertise, top product quality and services such as lighting design, economic efficiency analysis and commissioning, we meet the high demands of all parties involved in the planning process.

- ✓ availability of BIM files
- ✓ easy and quick installation
- ✓ quality and long warranty

### ⊕ WARRANTY

The creation of high quality lighting solutions is our passion. Our products are developed and manufactured with the utmost care.

In addition to SMART TECHNOLOGY and EXCELLENT DESIGN, we are dedicated to manufacture luminaires of highest quality throughout the entire value chain through to After Sales Service.

Because of this, we confidently grant you a 5 years warranty on LED luminaires and 2 years warranty on emergency luminaires with effect of the date of invoice without prior registration of your project.

Warranty terms to be found under  
[rzb.de/en/service/led-luminaire-warranty](https://www.rzb.de/en/service/led-luminaire-warranty)

**RZB - FOR A TANGIBLE ADDED VALUE.**



07.2025

**RZB  
Rudolf Zimmermann,  
Bamberg GmbH**

Rheinstr. 16  
96052 Bamberg  
Germany

Phone +49 951 79 09-374

[www.rzb-lighting.com](http://www.rzb-lighting.com)  
[export@rzb.eu](mailto:export@rzb.eu)



Member of **licht.de**