




Surface-mounted luminaires



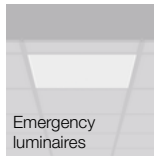
Overview



Built-in luminaires



Built-in luminaires



Emergency luminaires

KALEEA

Why was the product developed?

Focus on efficiency: development of an all-rounder for new builds and refurbishments in the office area

Optimised refurbishments: targeted design for the minimally invasive 1:1 replacement within the stock

Which problems are solved by the luminaire?

Less effort: elimination of painting tasks due to complete cover of traces from old luminaires

Optimised operating costs: reduced energy consumption with at the same time high light quality

Less time pressure: project acceleration due to ease of luminaire replacement

Product benefits

- + **High luminous efficacy:** up to 160 lm/W
- + **Planning flexibility:** MultiLumen in four stages
- + **Excellent light quality:** CRI 90

Available | Price from €180.00



1262/1562 x
325 mm



White



PMMA
micro-prismatic



CRI
>90

940



100 000
hours
LED life time



LED

100000 h (L80)



MultiLumen



lm

3200 - 6000 lm



lm/W

up to 160 lm/W



on/off



DALI



IP20



IK03



BEG
FÖRDERUNG



Emergency luminaire icon

RE
NO
VA
TI
ON