INSTRUCTION

Pascala
901714.004.1.76

~ 220 - 240 V 50/60 Hz IP 20 IK03

4 x 1,5 mm²

1,50 mm²

Umgebungstemperatur / temperature ambiente => -25 °C ... + 25 °C

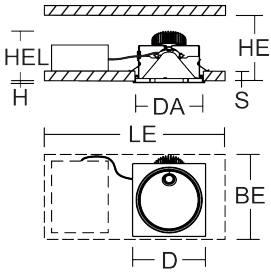

[mm]	[mm]	
L 242, B 242, H 3, HEL 172	DA 228, HE 175, S 6-35, LE 340, BE 540	1,22 kg

	Φ [lm]	P [W]	P
LED	2400	19	1 x 39 W

CCT [K]	CRI	RG	EEK
4000	85	RG 1	D

I_{max} $I_{max}/2$ T50	B10 [St.]	B16 [St.]	C10 [St.]	C16 [St.]	cos φ
5 A / 50 µs	31	50	52	85	0,95

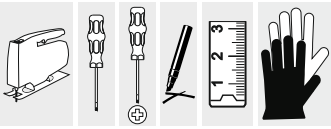

Allgemeine Sicherheitshinweise

- Der elektrische Anschluss muss ordnungsgemäß nach geltenden Normen und den nationalen sowie internationalen Sicherheits- und Unfallverhütungsvorschriften erfolgen.
- Beschädigte Leuchten dürfen nicht betrieben werden.
- Keine Haftung für Schäden durch unsachgemäßen Einsatz.
- Bei Instandsetzung nur Originalteile verwenden.
- Tragfähigkeit der Decke und Befestigungselemente sicherstellen.

Betrieb der Leuchte

- Die unzulässigen Umgebungstemperaturen reduzieren die Lebensdauer der Leuchte, im Extremfall droht der Frühausfall.
- Zur Vermeidung von EMV-Problemen die Durchgangsverdrahtung nicht entlang der Leuchtenverdrahtung führen.
- Steuereingänge von dimmbaren Leuchten mit handelsüblichen für Netzspannung geeigneten Leitungen anschließen.

Manipulationen unserer Produkte sind unzulässig

Veränderung, Umarbeitung, Umkennzeichnung von Produkten sowie deren Verpackung sind unzulässig und verletzen u.a. unsere eingetragenen Warenzeichenrechte. Solche Modifikationen können technische Eigenschaften unserer Produkte negativ beeinflussen, diese zerstören und möglicherweise Folgeschäden an anderen Objekten verursachen. Für durch derartige Modifikationen verursachte Schäden kann der Hersteller in keinem Fall verantwortlich gemacht werden.

General Safety Information

- Electric connection must be appropriate according to all applicable standards and other national and international safety and accident prevention regulations.
- Damaged luminaires must not be operated.
- No liability is accepted for damages resulting from improper use.
- Use genuine parts only for repair.
- Ensure stability of the ceiling and fastening elements.

Operation of the luminaire

- Exceeding the permissible ambient temperature will reduce the luminaire’s lifecycle, resulting in premature failure in extreme cases.
- Avoid ESD problems by not routing feed-through wiring directly along the wiring of the luminaire.
- Connect control inputs of dimmable luminaires with standard cables suitable for power supply voltage.

Manipulation of our products is not permitted

Modifications, reworking, re-labelling of products as well as their package is not permitted and infringes, amongst others, our registered trademark rights. Such modifications may affect technical properties of our products, damage them and possibly cause consequential damage to other objects. The manufacturer shall not be responsible under any circumstances for damage caused by such modifications.

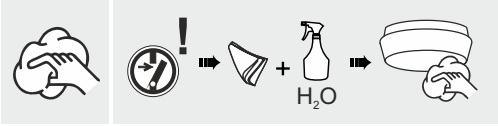

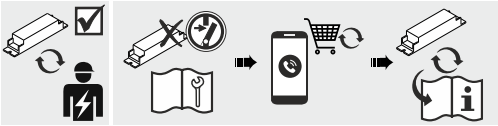

Bei Fragen zu unseren Symbolen, besuchen Sie folgende Webseite:

If you have any questions about our signs, visit the following website:

https://www.rzb.de/fileadmin/assets/downloads/PDF/RZB_Symbolklaerung.pdf

Dieses Produkt enthält eine Lichtquelle der Energieeffizienzklasse D entsprechend Verordnung (EU) 2019/2015

This product contains a light source of energy efficiency class D according to regulation (EU) No 2019/2015

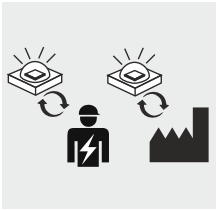

Die Lichtquelle dieser Leuchte darf nur vom Hersteller oder einem von ihm beauftragten Servicetechniker oder einer vergleichbar qualifizierten Person ersetzt werden. DIN EN 60598-1 / IEC 60598-1

The light source contained in this luminaire shall only be replaced by the manufacturer or his service agent or a similar qualified person. DIN EN 60598-1 / IEC 60598-1

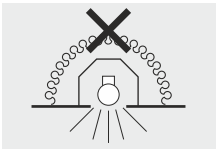

Nicht zur Abdeckung mit Wärmedämm-Material geeignete Leuchten!

Not to be covered with thermal insulation material!

CCT [K] 4000

[mA]	Φ [lm]	P [W]
300	**1450**	**11,0**
350	1700	13,0
400	1930	15,0
450	2170	17,0
500	**2400**	**19,0**
550	2600	20,8
600	2800	22,5
650	3000	24,3
700	**3200**	**26,0**
750	3390	27,9
800	3570	29,7
850	3760	31,6
900	3940	33,4
950	4130	35,3
1000	4310	37,1
1050	**4500**	**39,0**

CCT [K] 3000

[mA]	Φ [lm]	P [W]
300	**1400**	**11,0**
350	1650	13,0
400	1880	15,0
450	2120	17,0
500	**2350**	**19,0**
550	2540	20,8
600	2730	22,5
650	2910	24,3
700	**3100**	**26,0**
750	3290	27,9
800	3470	29,7
850	3660	31,6
900	3840	33,4
950	4030	35,3
1000	4210	37,1
1050	**4400**	**39,0**

1

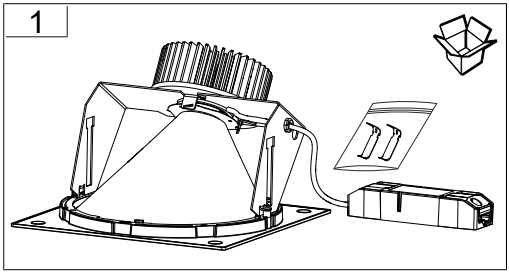

2

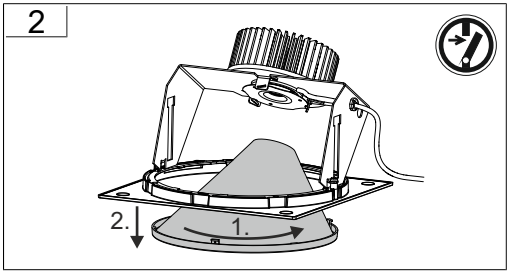

3

Umschalten laut Switch-Daten-Tabelle /
switch according to the switch data sheet

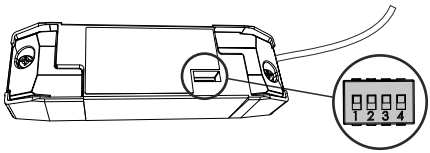

4

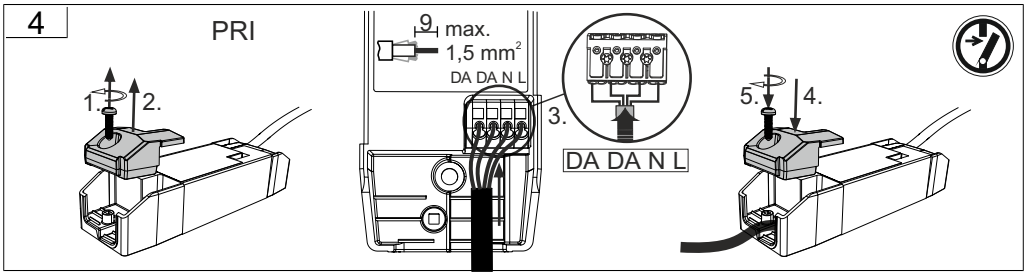

5

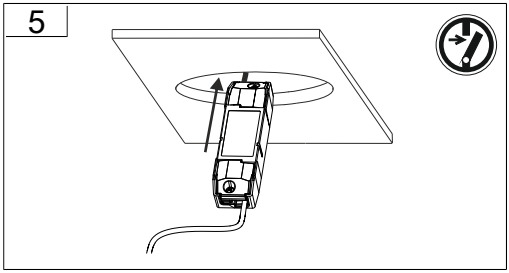

6

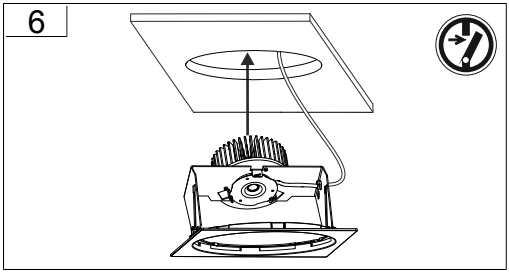

7

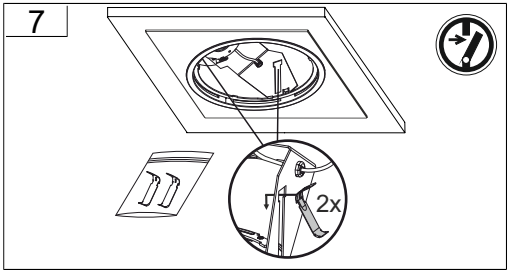

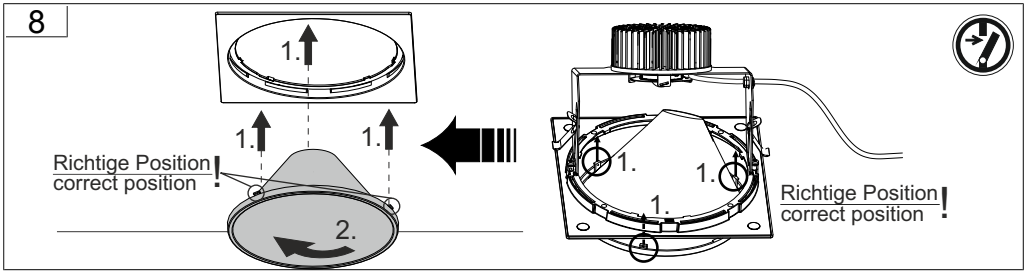
8
1.
1.
1.
Richtige Position
correct position
2.
1.
1.
1.
Richtige Position
correct position

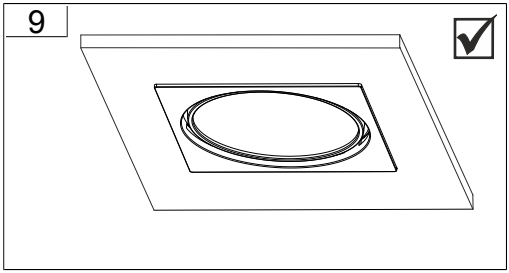
9

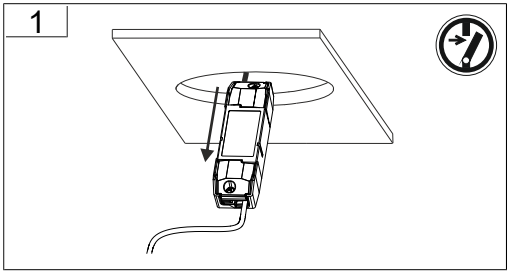
1

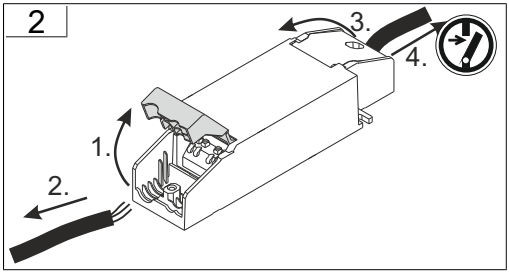
2
1.
2.
3.
4.

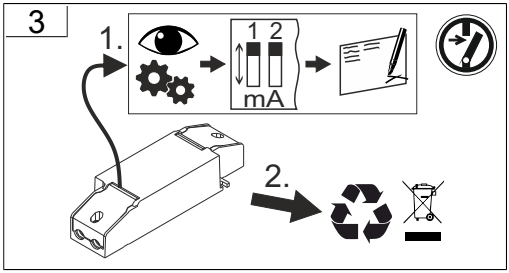
3
1.
1 2
mA
2.

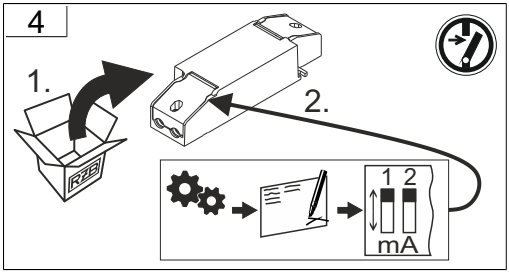
4
1.
2.
1 2
mA

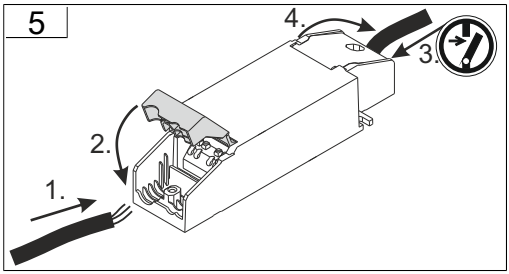
5
1.
2.
3.
4.

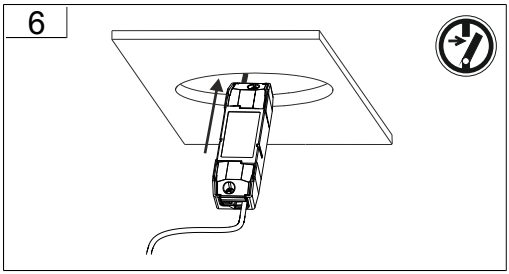
6

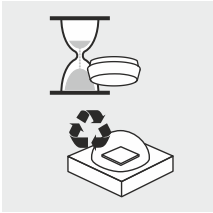
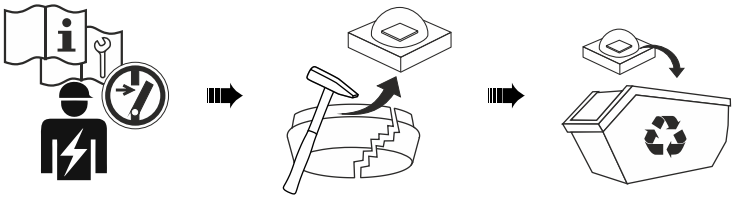

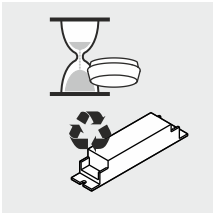
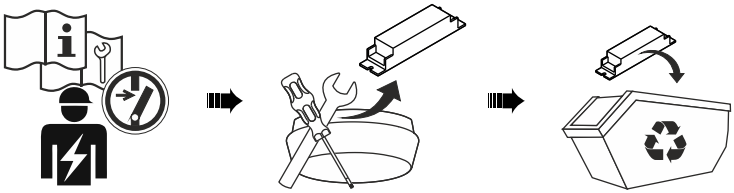

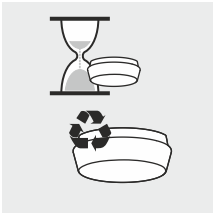

Ausschnitt / cutout

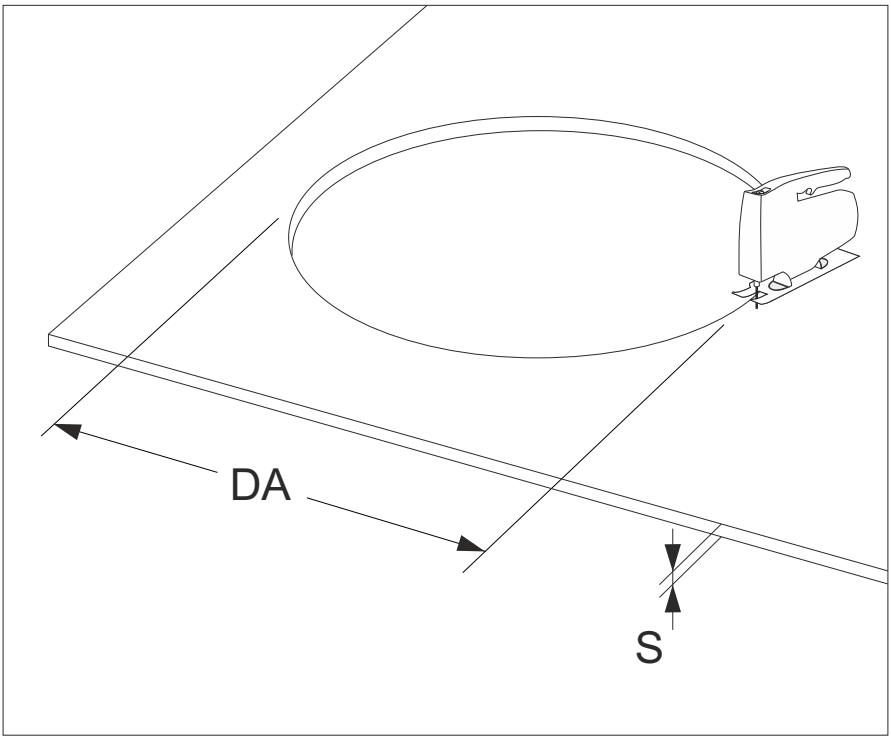

RZB - Rudolf Zimmermann, Bamberg GmbH
Rheinstraße 16, 96052 Bamberg
0951/7909-0
0951/7909-198
info@rzb-leuchten.de