
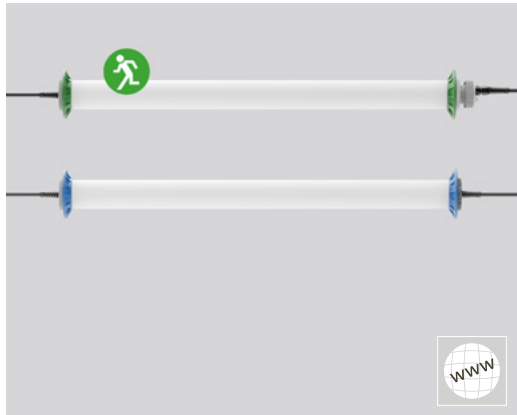


## Tube lights




## Accessories



Transport case



Brackets



Power cable with plug and switch

## CHAIN

### Why was the product developed?

**Central efficiency instead of frustrating switches:** development of a light chain which only needs one switch for luminaires with emergency function, instead of separate deactivation of all individual luminaires.

### Which problem is solved by the luminaire?

**Simple workflow:** one central hand movement replaces time-consuming processes, manual switching off each individual luminaire is no longer necessary

### Product benefits

- + **Central control:** simple design of a light chain, central switch-off at one point
- + **Intelligent charge maintenance:** continuous charge of the emergency battery even with centrally deactivated lighting
- + **Robust performance:** high luminous flux of 5,100 lm per luminaire with full operational safety due to type of protection IP67

Available | Prices from €270.00



L 965, 1000 mm

850 840 830

50000 h (L90)

3400 - 5100 lm

165 lm/W



IP67 IK08 Made in Germany

2 h, 900 lm