

INSTRUCTION

RZB Energy

811212



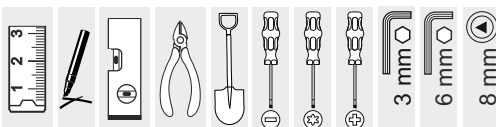
230 V / 400 V 50 Hz



Stelen

Poller

		Stelen		Poller	
		Lupalo	Bocaro	Lupalo	Bocaro
Quer-schnitt	Gross-section				
Höhe	Height	5000	5000	1150/1400	1150/1570
Lade-punkte	Charging-pointa	1/2	1/2	1/2	1/2
Dose/ Kabel	Can/ Cable				
Licht	Light				





Allgemeine Sicherheitshinweise

- Der elektrische Anschluss muss ordnungsgemäß nach geltenden Normen und den nationalen sowie internationalen Sicherheits- und Unfallverhütungsvorschriften erfolgen.
- Beschädigte Ladestationen dürfen nicht betrieben werden.
- Keine Haftung für Schäden durch unsachgemäßen Einsatz.
- Bei Instandsetzung nur Originalteile verwenden.

Manipulationen unserer Produkte sind unzulässig

Veränderung, Umarbeitung, Umkennzeichnung von Produkten sowie deren Verpackung sind unzulässig und verletzen u.a. unsere eingetragenen Warenzeichenrechte. Solche Modifikationen können technische Eigenschaften unserer Produkte negativ beeinflussen, diese zerstören und möglicherweise Folgeschäden an anderen Objekten verursachen. Für durch derartige Modifikationen verursachte Schäden kann der Hersteller in keinem Fall verantwortlich gemacht werden.



General Safety Information

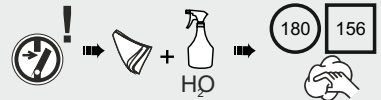
- Electric connection must be appropriate according to all applicable standards and other national and international safety and accident prevention regulations.
- Damaged charging stations must not be operated.
- No liability is accepted for damages resulting from improper use.
- Use genuine parts only for repair.

Manipulation of our products is not permitted

Modifications, reworking, re-labelling of products as well as their package is not permitted and infringes, amongst others, our registered trademark rights. Such modifications may affect technical properties of our products, damage them and possibly cause consequential damage to other objects. The manufacturer shall not be responsible under any circumstances for damage caused by such modifications.



DIN EN IEC 61340-5-1



Bei Fragen zu unseren Symbolen, Begriffen besuchen Sie folgende Webseite:

For questions about our symbols, terms visit the following website:



https://www.rzb.de/fileadmin/assets/downloads/PDF/RZB_Symbolklaerung.pdf



Table 1-3: RC7620 and RC7620-1 Supported Bands/Connectivity

Technology	RF Band	Transmit Band (Tx) (MHz)	Receive Band (Rx) (MHz)	Notes
LTE	B1	1920–1980	2110–2170	MIMO ^a and diversity
	B3	1710–1785	1805–1880	
	B7	2500–2570	2620–2690	
	B8	880–915	925–960	
	B20	832–862	791–821	
	B28	703–748	758–803	
UMTS	B1	1920 – 1980	2110–2170	Diversity
	B8	880–915	925–960	
GSM/GPRS/EDGE	E-GSM 900	880–915	925–960	
	DCS 1800	1710–1785	1805–1880	
GNSS ^b	GPS		1575.42 ± 1.023	
	GLONASS		1597–1606	
	Galileo		1575.42 ± 2.046	
	BeiDou		1561.098 ± 2.046	

- a. Downlink MIMO 2x2
b. GNSS support is SKU-dependent.

Table 3-19: Conducted Tx Max Output Power Tolerances—GSM / GPRS / EDGE^a

RF Band	Min	Typ	Max	Units	Notes
E-GSM 900	31	33	34	dBm	GMSK mode (Class 4; 2 W, 33 dBm)
	24.5	27	29.5	dBm	8PSK mode (Class E2; 0.5 W, 27 dBm)
DCS 1800	28	30	31	dBm	GMSK (Class 1; 1W, 30 dBm)
	23.5	26	28.5	dBm	8PSK (Class E2; 0.4W, 26 dBm)

- a. Stated power tolerance satisfy 3GPP TS 51.010-1 requirements for normal (25°C) conditions.

Table 3-14: RC7620 Conducted Tx Max Output Power Tolerances—LTE^a

RF Band	Operating Condition	Min	Typ	Max	Units	Notes
B1	Normal (25°C)	21	23	24	dBm	Power class 3
B3	Normal (25°C)	21	23	24	dBm	Power class 3
B7	Normal (25°C)	21	23	24	dBm	Power class 3
B8	Normal (25°C)	21	23	24	dBm	Power class 3
B20	Normal (25°C)	21	23	24	dBm	Power class 3
B28	Normal (25°C)	21	23	24	dBm	Power class 3

- a. Stated typical power tolerance satisfies 3GPP TS 36.521-1 requirements for normal (25°C).



EU Declaration of Conformity

Address: ELATEC GmbH
Zeppelinstr. 1
82178 Puchheim, Germany

Product: RFID reader/writer module
Model: TWN4 Palon Compact M

The product complies with the requirements of the following European directives:

2014/53/EU Radio Equipment Directive (RED)

2011/65/EU Restriction of the use of certain hazardous substances in
2015/863/EU electrical and electronic equipment (RoHS III)

The compliance with the requirements of the European Directive was proved by the application of the following harmonized standards:

RED: EN 300 328 V2.2.2
EN 300 330 V2.1.1
EN 301 489-1 V1.9.2
EN 62368-1:2014 + AC:2015-05 + AC:2015-11
EN 50364: 2010
EN 62479: 2010
EN 55032:2015

RoHS III: EN IEC 63000:2018

Additional covered standards or standard versions:

EN 301 489-1 V2.1.1
EN 301 489-3 V2.1.1
EN 301 489-17 V3.1.1
EN 62369-1:2009
EN 50499: 2008

The object of the declaration described above is in conformity with Directive 2011/65/EU of the European Parliament and of the Council of 8 June 2011 on the restriction of the use of certain hazardous substances in electrical and electronic equipment.

Puchheim, October 4, 2021


Ralf Janitz

Quality Manager & Regulatory Affairs



ELATEC GmbH • Zeppelinstr. 1
82178 Puchheim • Germany
Phone: +49 89 550 2891
Fax: +49 89 550 2891 129
www.elatec-rfid.com

ELATEC
RFID Systems



EU Uygunluk Beyanı

Adres: ELATEC GmbH
Zeppelinstr. 1
82178 Puchheim, Almanya

Ürün: RFID okuyucu/yazıcı modülü
Model: **TWN4 Palon Compact M**

Ürün, aşağıda sıralanan Avrupa yönergelerindeki gereklilikleri karşılamaktadır:

2014/53/EU	Telsiz Ekipmanları Yönergesi (TEY)
2011/65/EU 2015/863/EU	Elektrikli ve elektronik ekipmanlarda belirli tehlikeli maddelerin kullanımının kısıtlanması (RoHS III)

Avrupa Yönergelerindeki gerekliliklere uygunluk, aşağıda sıralanan uyumlandırılmış standartların uygulanması yoluyla kanıtlanmıştır:

TEY: EN 300 328 V2.2.2
EN 300 330 V2.1.1
EN 301 489-1 V1.9.2
EN 62368-1:2014 + AC:2015-05 + AC:2015-11
EN 50364: 2010
EN 62479: 2010
EN 55032:2015

RoHS III: EN IEC 63000:2018

Ek olarak kapsanan standartlar:

EN 301 489-1 V2.1.1
EN 301 489-3 V2.1.1
EN 301 489-17 V3.1.1
EN 62369-1:2009
EN 50499: 2008

Yukarıda açıklanan beyana konu ürün, Avrupa Parlamentosu ve Konseyinin, elektrikli ve elektronik ekipmanlarda belirli tehlikeli maddelerin kullanımının kısıtlanmasına ilişkin 8 Haziran 2011 tarih ve 2011/65/EU sayılı yönergesiyle uyumludur.

Puchheim, 4 Ekim 2021

Ralf Janitz

Kalite Müdürlüğü & Ruhsat İşleri

ELATEC
RFID Systems
Ekipmanlar & Ruhsat İşleri

Zeppelinstr. 1 • 82178 Puchheim • Germany
Tel: +49 89 55299611 • Fax: +49 89 5529961137
info-rid@elatec.com • www.elatec-rid.com

This is a translation of the original document in English. In case of doubts, the original document in English will prevail.
İngilizce orijinal belgenin çevirisidir. Şüpheli durumlarda, İngilizce orijinal belge geçerli olacaktır.



EU-Konformitätserklärung Nr. 1139034.CE.00
EU-Declaration of Conformity No. 1139034.CE.00

Hersteller / Manufacturer: **PHOENIX CONTACT GmbH & Co. KG**
Anschritt / Address: **Flachmarkstraße 8, 32825 Blomberg, Germany**

Bestell-/ Typenschildesl / Ordering code: **CHARX SEC-Cx**
(Artikel-Nr. / Article-/Part number) **1139034**

Der obige Hersteller erklärt in alleiniger Verantwortung, dass das/ die hier bezeichnete(n) Produkt(e) mit den wesentlichen Anforderungen der nachfolgend genannten Richtlinie(n) und deren Änderungsrichtlinien übereinstimmt / The above manufacturer declares in sole responsibility, that the here specified product(s) is/are in line with the essential requirements of the following directive(s) and their delegated directive(s):

2011/65/EU	Beschränkung der Verwendung bestimmter gefährlicher Stoffe Restriction of the use of certain hazardous substances (RoHS)
2014/53/EU	EMV-Richtlinie (Elektromagnetische Verträglichkeit) Electromagnetic Compatibility Directive (EMC)
2014/35/EU	Niederspannungs-Richtlinie Low Voltage Directive (LVD)

Für die Beurteilung der Übereinstimmung wurden folgende einschlägige Normen herangezogen:
For evaluation of the conformity following relevant standards were consulted:

EN 61851-1:2011	EN 61851-22:2002	EN 62311:2008
EN 61010-1:2010+ A1:2019+ AC:2019	EN 61000-8-2:2005+AC:2005	EN 61000-8-3:2007+A1:2011+ AC:2012
EN IEC 63000:2018		

Ergänzende Informationen (z. B. Anmerkungen, Einschränkungen, etc.) zur Konformitätsbewertung:
Supplementary information (eg comments, restrictions, etc.) on conformity assessment:

Zertifikate einer benannten Stelle / Certificates by a notified body:

Anschritt / Address: _____

Referenz / Reference: _____

Anschritt / Address: _____

Referenz / Reference: _____

Diese Erklärung gilt auch für die im Anhang aufgelisteten Varianten des Bestell-/ Typenschildesels.
This declaration also applies for all variants of the ordering code listed in the annex.

Diese Erklärung bescheinigt die Übereinstimmung mit den wesentlichen Anforderungen der genannten Richtlinie(n), enthält jedoch keine Zuzeichnung von Eigenschaften. Die Sicherheits- und Einbauhinweise der mitgelieferten Produktdokumentation sind zu beachten.
This declaration certifies the conformity with the essential requirements of the indicated directive(s), it does not, however, contain any characteristics. The instructions for safety and installation of the enclosed product documentation have to be observed.

Blomberg, 2021-04-28

Christian Ardtelbanu

PHOENIX CONTACT E-Mobility GmbH
Product Compliance

Ansprechpartner / contact person ¹

Ralf Döhre

PHOENIX CONTACT E-Mobility GmbH
General Manager

Zustellungsbeauftragter / authorized signatory

¹ Ansprechpartner: Ist auch für die technische Unterlagen verantwortlich / Contact person is also responsible for the technical documentation



Anhang zur EU-Konformitätserklärung Nr. 1139034.CE.00
Annex on EU Declaration of Conformity No.
vom / dated 2021-04-15

Bestell-/ Typenschlüssel / Ordering code: CHARX SEC-Cx

(Artikel-Nr. / Article-Part number)

1139034

Die Konformität mit den wesentlichen Anforderungen der Richtlinie(n) wird für Produkte mit dem oben genannten Bestell-/ Typenschlüssel bescheinigt.
The conformity with the essential requirements of the directive(s) is also certified by the declaration for products with the above mentioned ordering code.

CHARX SEC-Cx
(e.g. 1139034 CHARX SEC-1000)

CHARX: Markenname / Brand name

SEC-: Scalable – Easy to Instal - Communicative

Cx: Schnittstelle zur Datenübertragung / Interface for data transmission
1xxx = CAN-Bus
30xx = Ethernet



LUPALO Poller

Bestellnummer	Lade- punkte	Leistung/ Ladepunkt [kW/h]	Lade- anschluss	Display	FI	Energie- zähler	Eich- rechts- konform	GSM	SPD	Sicht- farbe
LUPALO Charge BASIC										
811100	1	22	Typ 2 Dose	—	—	—	—	—	—	anthrazit
811101	1	22	Typ 2 Dose	—	—	—	—	—	—	silber
811096	2	11	Typ 2 Dose	—	—	—	—	—	—	anthrazit
811097	2	11	Typ 2 Dose	—	—	—	—	—	—	silber

Bestellnummer	Lade- punkte	Leistung/ Ladepunkt [kW/h]	Lade- anschluss	Display	FI	Energie- zähler	Eich- rechts- konform	GSM	SPD	Sicht- farbe
LUPALO Charge SMART										
811069	1	22	Typ 2 Dose	—	Typ LS	MID	—	—	—	anthrazit
811077	1	22	Typ 2 Dose	—	Typ LS	MID	—	—	—	silber
811065	2	22	Typ 2 Dose	—	Typ LS	MID	—	—	—	anthrazit
811073	2	22	Typ 2 Dose	—	Typ LS	MID	—	—	—	silber

Bestellnummer	Lade- punkte	Leistung/ Ladepunkt [kW/h]	Lade- anschluss	Display	FI	Energie- zähler	Eich- rechts- konform	GSM	SPD	Sicht- farbe
LUPALO Charge PRO										
811004	1	22	Typ 2 Dose	—	Typ LS	ME	—	—	—	anthrazit
811012	1	22	Typ 2 Dose	—	Typ LS	ME	—	—	—	silber
811000	2	22	Typ 2 Dose	—	Typ LS	ME	—	—	—	anthrazit
811008	2	22	Typ 2 Dose	—	Typ LS	ME	—	—	—	silber
811002	2	22	Typ 2 Dose	—	Typ LS	ME	—	—	—	anthrazit
811010	2	22	Typ 2 Dose	—	Typ LS	ME	—	—	—	silber

LUPALO Stele

Bestellnummer	Lade- punkte	Leistung/ Ladepunkt [kW/h]	Lade- anschluss	Display	FI	Energie- zähler	Eich- rechts- konform	GSM	SPD	Sicht- farbe
LUPALO Charge BASIC										
811212	1	22	Typ 2 Dose	—	—	—	—	—	—	anthrazit
811213	1	22	Typ 2 Dose	—	—	—	—	—	—	silber
811208	2	11	Typ 2 Dose	—	—	—	—	—	—	anthrazit
811209	2	11	Typ 2 Dose	—	—	—	—	—	—	silber

Bestellnummer	Lade- punkte	Leistung/ Ladepunkt [kW/h]	Lade- anschluss	Display	FI	Energie- zähler	Eich- rechts- konform	GSM	SPD	Sicht- farbe
LUPALO Charge SMART										
811180	1	22	Typ 2 Dose	—	Typ LS	MID	—	—	—	anthrazit
811188	1	22	Typ 2 Dose	—	Typ LS	MID	—	—	—	silber
811176	2	22	Typ 2 Dose	—	Typ LS	MID	—	—	—	anthrazit
811184	2	22	Typ 2 Dose	—	Typ LS	MID	—	—	—	silber

Bestellnummer	Lade- punkte	Leistung/ Ladepunkt [kW/h]	Lade- anschluss	Display	FI	Energie- zähler	Eich- rechts- konform	GSM	SPD	Sicht- farbe
LUPALO Charge PRO										
811116	1	22	Typ 2 Dose	—	Typ LS	ME	—	—	—	anthrazit
811124	1	22	Typ 2 Dose	—	Typ LS	ME	—	—	—	silber
811112	2	22	Typ 2 Dose	—	Typ LS	ME	—	—	—	anthrazit
811120	2	22	Typ 2 Dose	—	Typ LS	ME	—	—	—	silber
811114	2	22	Typ 2 Dose	—	Typ LS	ME	—	—	—	anthrazit
811122	2	22	Typ 2 Dose	—	Typ LS	ME	—	—	—	silber



BOCARO Poller Light & Charge

Bestellnummer	Lade- punkte	Leistung/ Ladepunkt [kW/h]	Lade- anschluss	Display	FI	Energie- zähler	Eich- rechts- konform	GSM	SPD	Sicht- farbe
BOCARO Light & Charge BASIC										
613164	1	22	Typ 2 Dose	—	—	—	—	—	—	anthrazit
613165	1	22	Typ 2 Dose	—	—	—	—	—	—	silber
613160	2	11	Typ 2 Dose	—	—	—	—	—	—	anthrazit
613161	2	11	Typ 2 Dose	—	—	—	—	—	—	silber

Bestellnummer	Lade- punkte	Leistung/ Ladepunkt [kW/h]	Lade- anschluss	Display	FI	Energie- zähler	Eich- rechts- konform	GSM	SPD	Sicht- farbe
BOCARO Light & Charge SMART										
613069	1	22	Typ 2 Dose	—	Typ LS	MID	—	—	—	anthrazit
613077	1	22	Typ 2 Dose	—	Typ LS	MID	—	—	—	silber
613065	2	22	Typ 2 Dose	—	Typ LS	MID	—	—	—	anthrazit
613073	2	22	Typ 2 Dose	—	Typ LS	MID	—	—	—	silber

Bestellnummer	Lade- punkte	Leistung/ Ladepunkt [kW/h]	Lade- anschluss	Display	FI	Energie- zähler	Eich- rechts- konform	GSM	SPD	Sicht- farbe
BOCARO Light & Charge PRO										
613004	1	22	Typ 2 Dose	—	Typ LS	ME	—	—	—	anthrazit
613012	1	22	Typ 2 Dose	—	Typ LS	ME	—	—	—	silber
613000	2	22	Typ 2 Dose	—	Typ LS	ME	—	—	—	anthrazit
613008	2	22	Typ 2 Dose	—	Typ LS	ME	—	—	—	silber
613002	2	22	Typ 2 Dose	—	Typ LS	ME	—	—	—	anthrazit
613010	2	22	Typ 2 Dose	—	Typ LS	ME	—	—	—	silber

BOCARO Poller Charge

Bestellnummer	Lade- punkte	Leistung/ Ladepunkt [kW/h]	Lade- anschluss	Display	FI	Energie- zähler	Eich- rechts- konform	GSM	SPD	Sicht- farbe
BOCARO										
811324	1	22	Typ 2 Dose	—	—	—	—	—	—	anthrazit
811325	1	22	Typ 2 Dose	—	—	—	—	—	—	silber
811320	2	11	Typ 2 Dose	—	—	—	—	—	—	anthrazit
811321	2	11	Typ 2 Dose	—	—	—	—	—	—	silber

Bestellnummer	Lade- punkte	Leistung/ Ladepunkt [kW/h]	Lade- anschluss	Display	FI	Energie- zähler	Eich- rechts- konform	GSM	SPD	Sicht- farbe
BOCARO Charge SMART										
811292	1	22	Typ 2 Dose	—	Typ LS	MID	—	—	—	anthrazit
811300	1	22	Typ 2 Dose	—	Typ LS	MID	—	—	—	silber
811288	2	22	Typ 2 Dose	—	Typ LS	MID	—	—	—	anthrazit
811296	2	22	Typ 2 Dose	—	Typ LS	MID	—	—	—	silber

Bestellnummer	Lade- punkte	Leistung/ Ladepunkt [kW/h]	Lade- anschluss	Display	FI	Energie- zähler	Eich- rechts- konform	GSM	SPD	Sicht- farbe
BOCARO Charge PRO										
811228	1	22	Typ 2 Dose	—	Typ LS	ME	—	—	—	anthrazit
811236	1	22	Typ 2 Dose	—	Typ LS	ME	—	—	—	silber
811224	2	22	Typ 2 Dose	—	Typ LS	ME	—	—	—	anthrazit
811232	2	22	Typ 2 Dose	—	Typ LS	ME	—	—	—	silber
811226	2	22	Typ 2 Dose	—	Typ LS	ME	—	—	—	anthrazit
811234	2	22	Typ 2 Dose	—	Typ LS	ME	—	—	—	silber



BOCARO Stele


Bestellnummer	Lade- punkte	Leistung/ Ladepunkt [kW/h]	Lade- anschluss	Display	FI	Energie- zähler	Eich- rechts- konform	GSM	SPD	Sicht- farbe
BOCARO Charge BASIC										
811436	1	22	Typ 2 Dose	—	—	—	—	—	—	anthrazit
811437	1	22	Typ 2 Dose	—	—	—	—	—	—	silber
811432	2	11	Typ 2 Dose	—	—	—	—	—	—	anthrazit
811433	2	11	Typ 2 Dose	—	—	—	—	—	—	silber

Bestellnummer	Lade- punkte	Leistung/ Ladepunkt [kW/h]	Lade- anschluss	Display	FI	Energie- zähler	Eich- rechts- konform	GSM	SPD	Sicht- farbe
BOCARO Charge SMART										
811404	1	22	Typ 2 Dose	—	Typ LS	MID	—	—	—	anthrazit
811412	1	22	Typ 2 Dose	—	Typ LS	MID	—	—	—	silber
811400	2	22	Typ 2 Dose	—	Typ LS	MID	—	—	—	anthrazit
811408	2	22	Typ 2 Dose	—	Typ LS	MID	—	—	—	silber

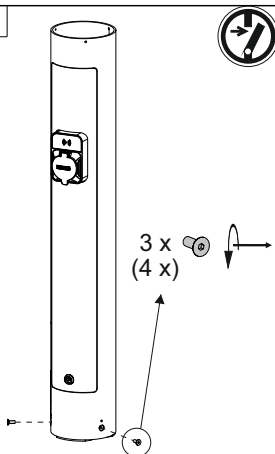
Bestellnummer	Lade- punkte	Leistung/ Ladepunkt [kW/h]	Lade- anschluss	Display	FI	Energie- zähler	Eich- rechts- konform	GSM	SPD	Sicht- farbe
BOCARO Charge PRO										
811340	1	22	Typ 2 Dose	—	Typ LS	ME	—	—	—	anthrazit
811348	1	22	Typ 2 Dose	—	Typ LS	ME	—	—	—	silber
811336	2	22	Typ 2 Dose	—	Typ LS	ME	—	—	—	anthrazit
811344	2	22	Typ 2 Dose	—	Typ LS	ME	—	—	—	silber
811338	2	22	Typ 2 Dose	—	Typ LS	ME	—	—	—	anthrazit
811346	2	22	Typ 2 Dose	—	Typ LS	ME	—	—	—	silber



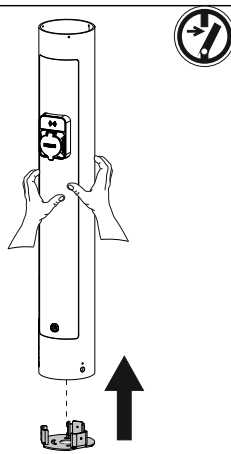
1



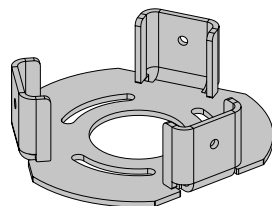
2



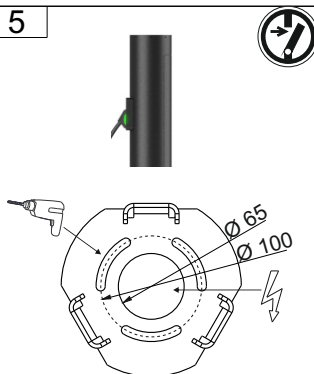
3



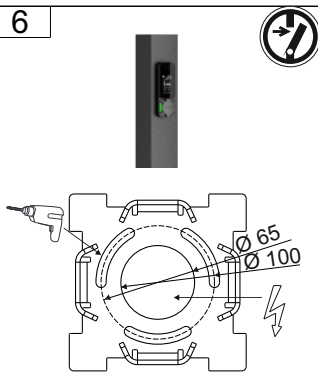
4



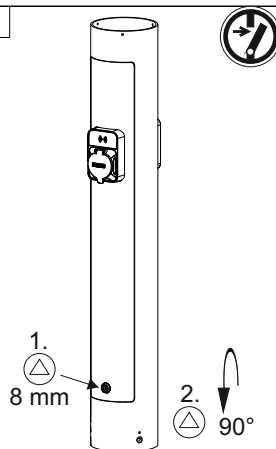
5

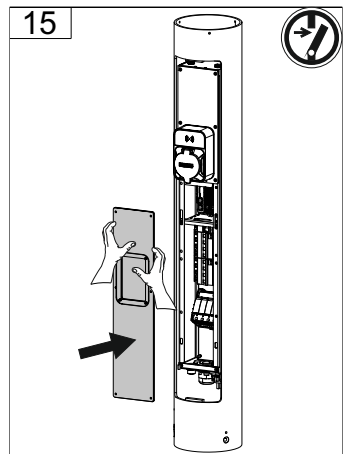
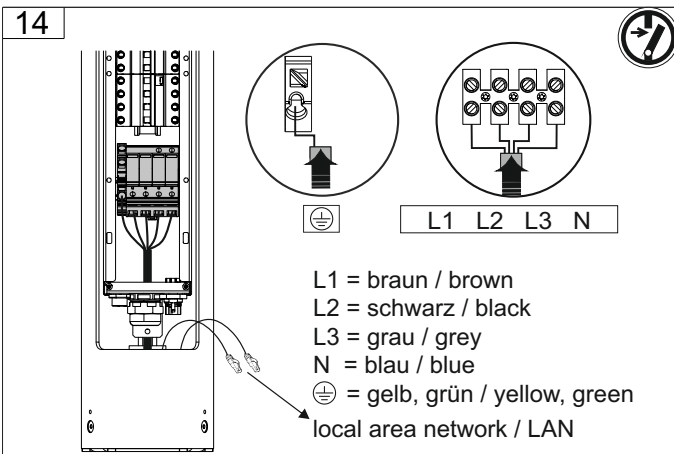
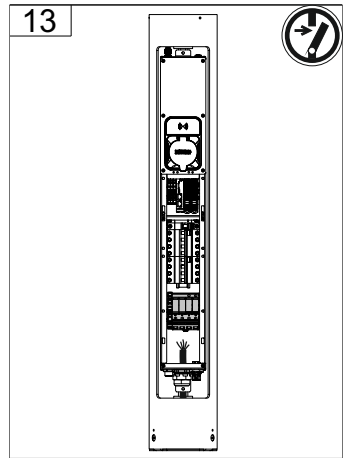
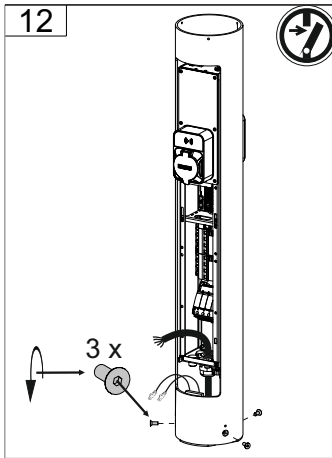
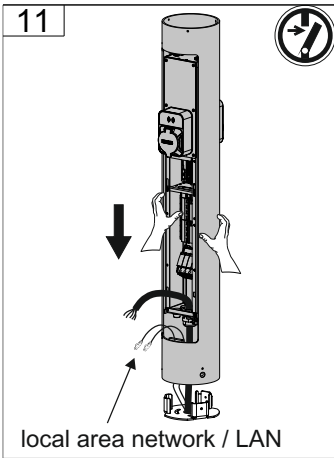
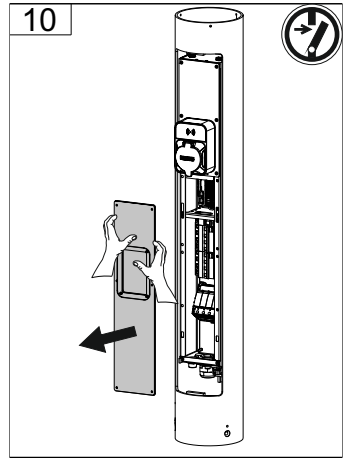
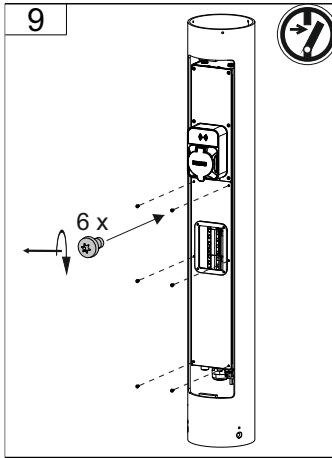
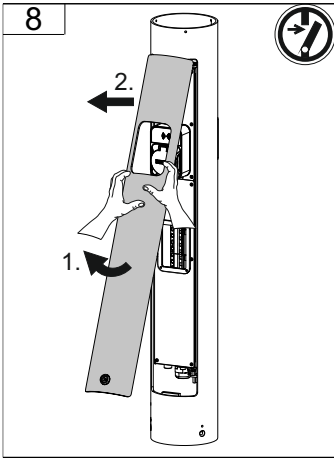


6



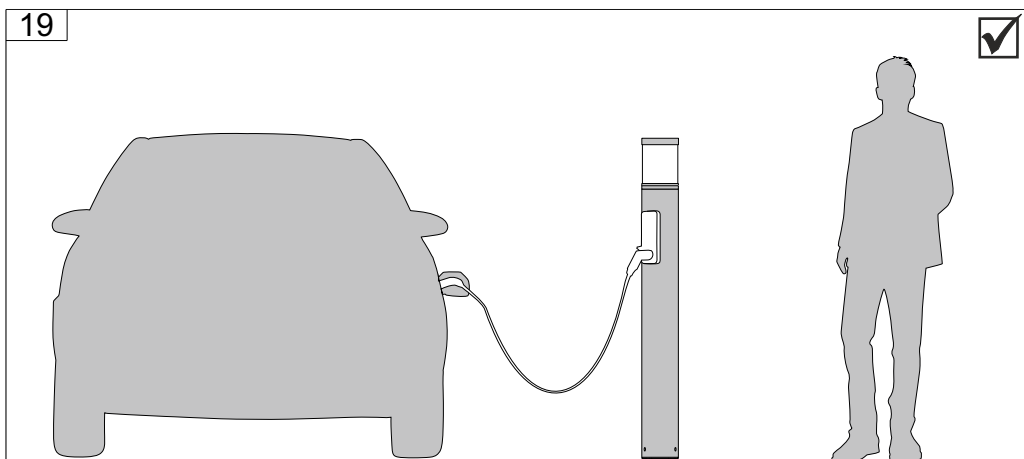
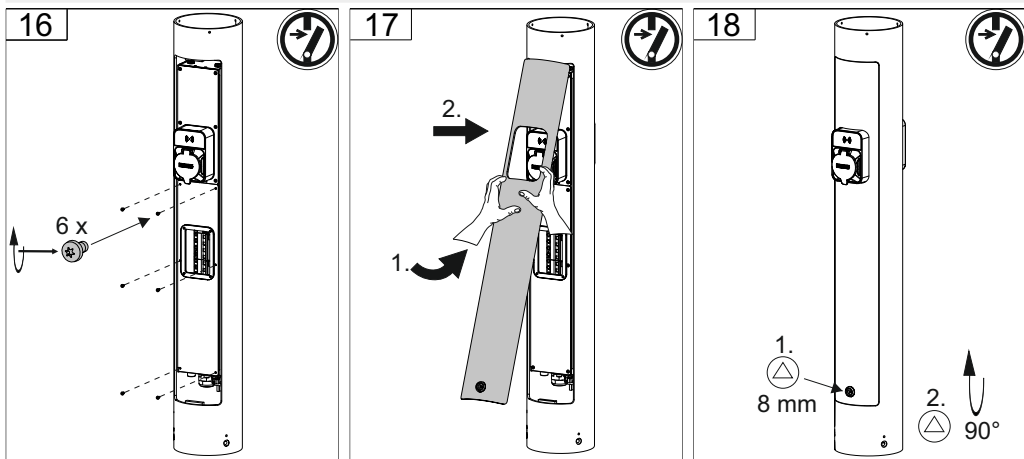
7

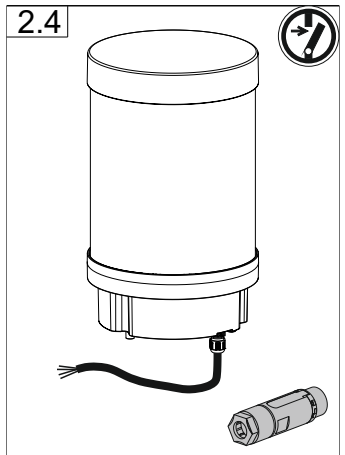
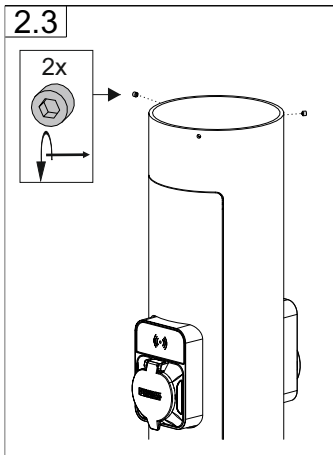
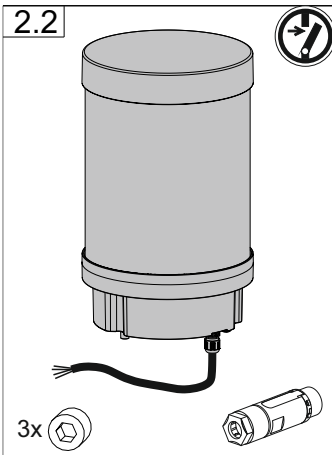
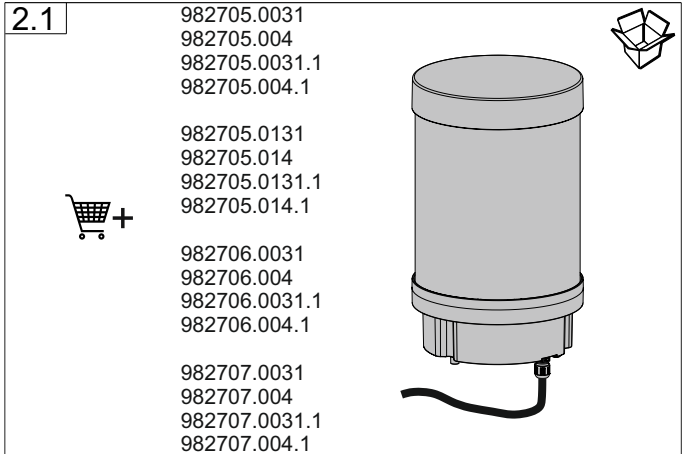
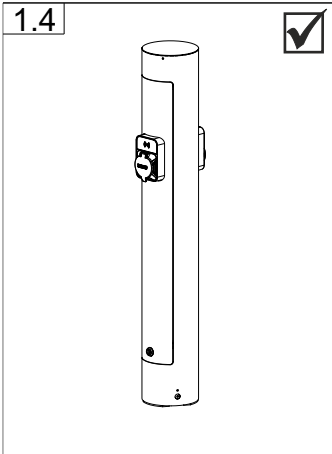
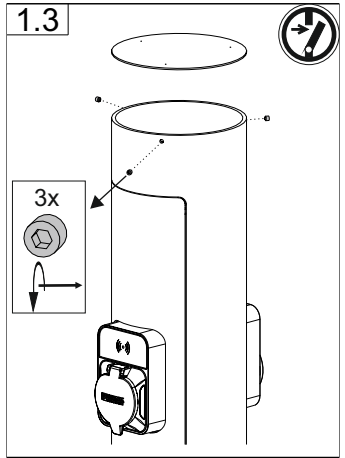
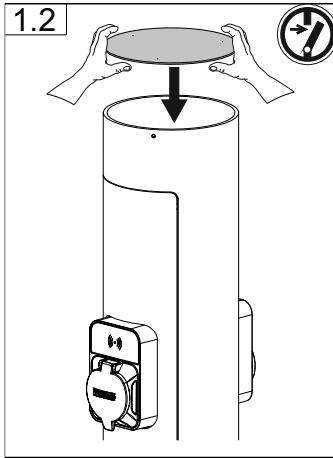
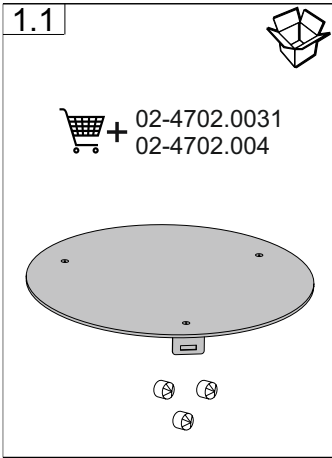




INSTRUCTION

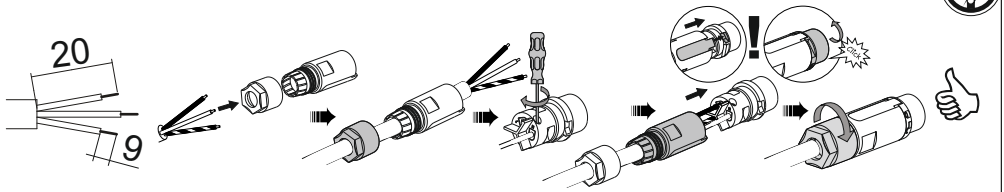
RZB Energy



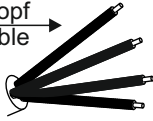




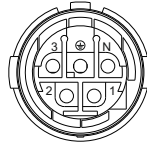
2.5



Leitung Leuchtenkopf
Luminaire head cable

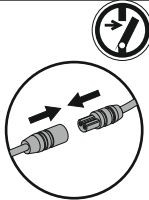


1 = 3
2 = N
3 = 1
4 = 2

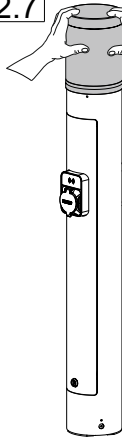


Anschluss Ladesäule
Connection charging station

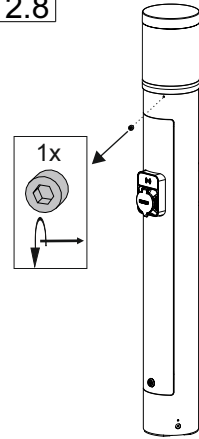
2.6



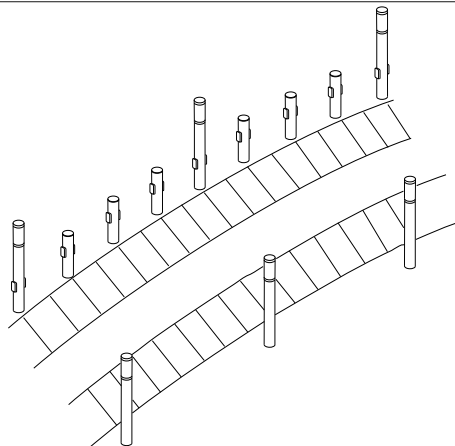
2.7



2.8



2.9

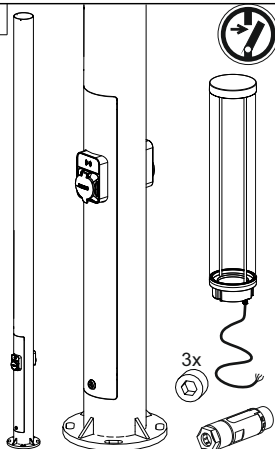




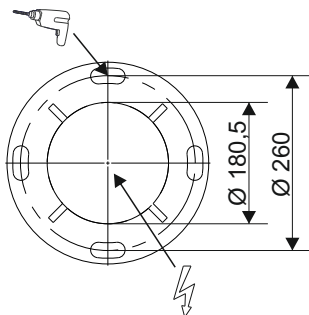
1



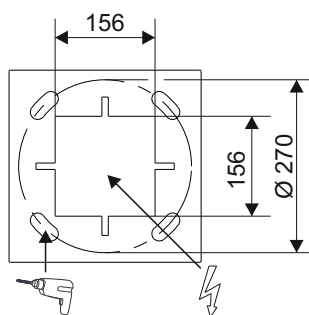
2



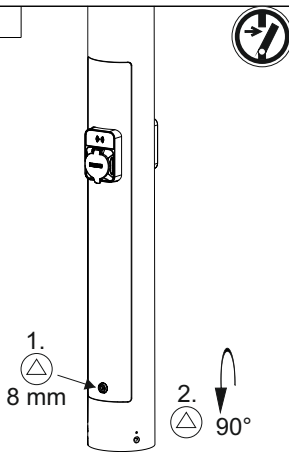
3



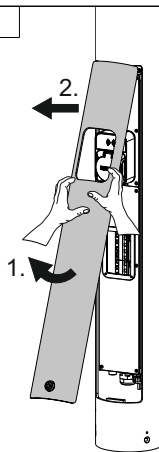
4



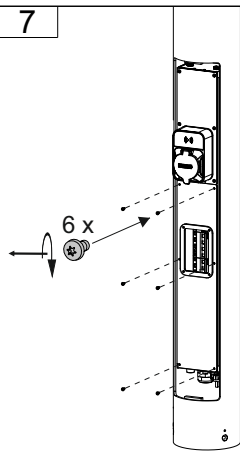
5

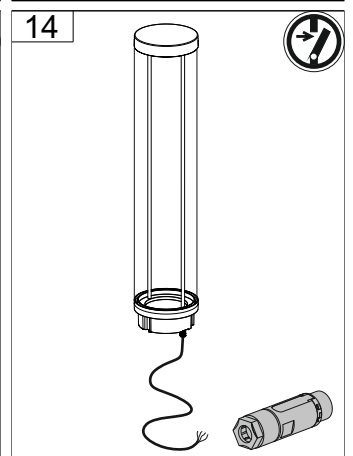
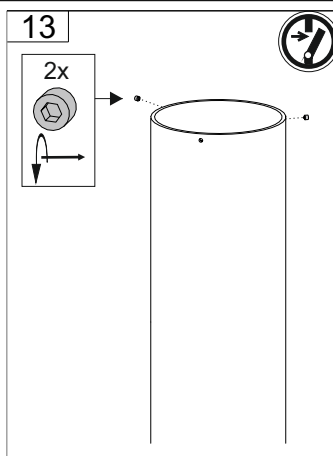
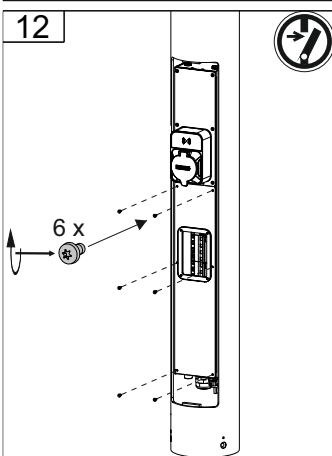
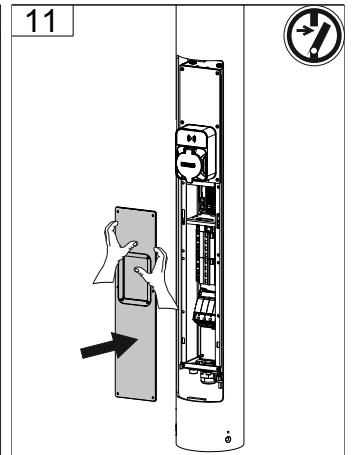
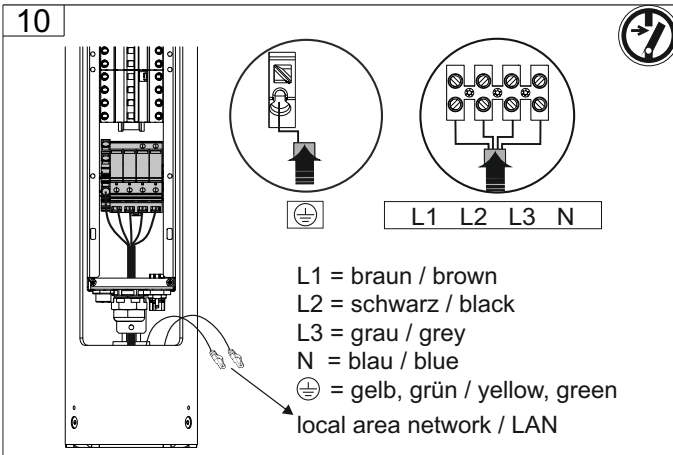
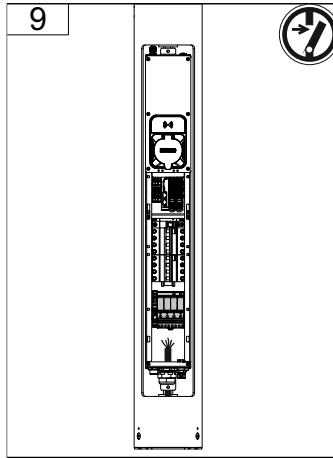
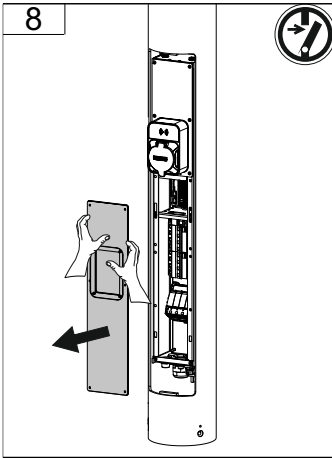


6



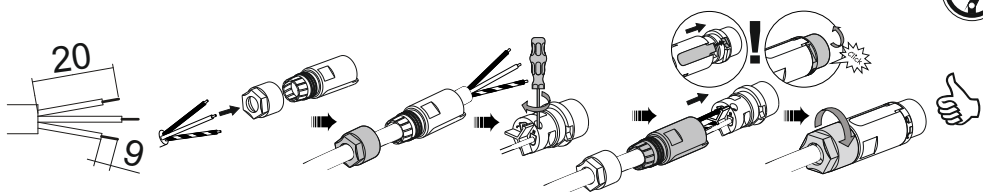
7



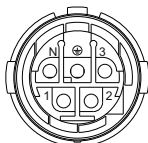




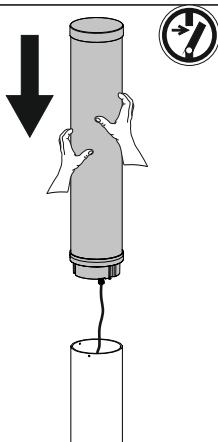
15



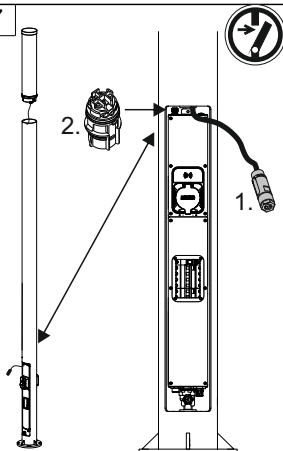
1 = L
2 = N
3 = DA
4 = DA



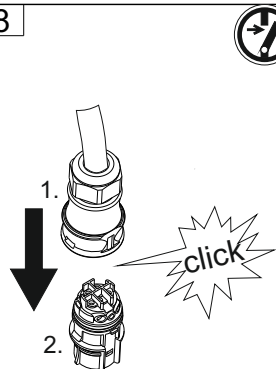
16



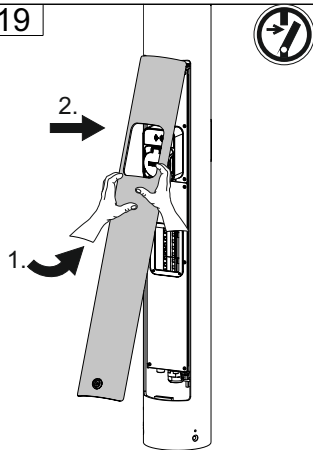
17



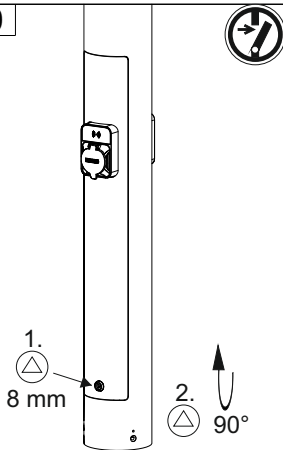
18



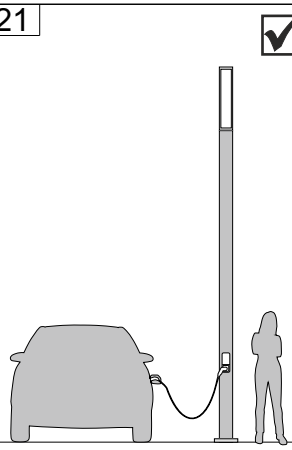
19



20





21







RZB - Rudolf Zimmermann, Bamberg GmbH

 Rheinstraße 16, 96052 Bamberg

 0951/7909-0

 0951/7909-198

 info@rzb-leuchten.de